

**FORM NO. MGT-7**

[Pursuant to sub-Section(1) of section 92 of the Companies Act, 2013 and sub-rule (1) of rule 11of the Companies (Management and Administration) Rules, 2014]



सत्यमेव जयते

# Annual Return

(other than OPCs and Small Companies)

Form language  English  Hindi

Refer the instruction kit for filing the form.

## I. REGISTRATION AND OTHER DETAILS

(i) \* Corporate Identification Number (CIN) of the company

L74950WB1984PLC038336

Pre-fill

Global Location Number (GLN) of the company

\* Permanent Account Number (PAN) of the company

AAACH6882J

(ii) (a) Name of the company

MANAKSIA LIMITED

(b) Registered office address

TURNER MORRISON BUILDING, 6 LYONS RANGE,  
MEZZANINE FLOOR, NORTH-WEST CORNER  
KOLKATA  
Kolkata  
West Bengal  
700001



(c) \*e-mail ID of the company

pkandar@manaksia.com

(d) \*Telephone number with STD code

03322310055

(e) Website

www.manaksia.com

(iii) Date of Incorporation

27/12/1984

(iv)	Type of the Company	Category of the Company	Sub-category of the Company
	Public Company	Company limited by shares	Indian Non-Government company

(v) Whether company is having share capital

 Yes No

(vi) \*Whether shares listed on recognized Stock Exchange(s)

 Yes No

(a) Details of stock exchanges where shares are listed

S. No.	Stock Exchange Name	Code
	BSE LIMITED	1
	NATIONAL STOCK EXCHANGE OF INDIA LTD.	1,024

(b) CIN of the Registrar and Transfer Agent

U67190MH1999PTC118368

Pre-fill

Name of the Registrar and Transfer Agent

LINK INTIME INDIA PRIVATE LIMITED

Registered office address of the Registrar and Transfer Agents

C-101, 1st Floor, 247 Park,  
Lal Bahadur Shastri Marg, Vikhroli (West)

(vii) \*Financial year From date  (DD/MM/YYYY) To date  (DD/MM/YYYY)

(viii) \*Whether Annual general meeting (AGM) held  Yes  No

(a) If yes, date of AGM

(b) Due date of AGM

(c) Whether any extension for AGM granted

Yes  No

## II. PRINCIPAL BUSINESS ACTIVITIES OF THE COMPANY

\*Number of business activities

S.No	Main Activity group code	Description of Main Activity group	Business Activity Code	Description of Business Activity	% of turnover of the company
1	G	Trade	G1	Wholesale Trading	100

## III. PARTICULARS OF HOLDING, SUBSIDIARY AND ASSOCIATE COMPANIES (INCLUDING JOINT VENTURES)

\*No. of Companies for which information is to be given

Pre-fill All

S.No	Name of the company	CIN / FCRN	Holding/ Subsidiary/Associate/ Joint Venture	% of shares held
1	MINL LIMITED		Subsidiary	100
2	JEBBA PAPER MILLS LIMITED		Subsidiary	100

3	DYNATECH INDUSTRIES GHAN +		Subsidiary	100
4	MARK STEELS LIMITED	U27107WB2001PLC093630	Subsidiary	70
5	MANAKSIA FERRO INDUSTRIES +	U27100WB2010PLC144410	Subsidiary	100
6	MANAKSIA OVERSEAS LIMITED +	U51909WB2010PLC144664	Subsidiary	100

#### IV. SHARE CAPITAL, DEBENTURES AND OTHER SECURITIES OF THE COMPANY

##### (i) \*SHARE CAPITAL

###### (a) Equity share capital

Particulars	Authorised capital	Issued capital	Subscribed capital	Paid up capital
Total number of equity shares	70,000,000	65,534,050	65,534,050	65,534,050
Total amount of equity shares (in Rupees)	140,000,000	131,068,100	131,068,100	131,068,100

Number of classes

1

Class of Shares	Authorised capital	Issued capital	Subscribed capital	Paid up capital
<b>EQUITY SHARES OF RS. 2 EACH/-</b>				
Number of equity shares	70,000,000	65,534,050	65,534,050	65,534,050
Nominal value per share (in rupees)	2	2	2	2
Total amount of equity shares (in rupees)	140,000,000	131,068,100	131,068,100	131,068,100

###### (b) Preference share capital

Particulars	Authorised capital	Issued capital	Subscribed capital	Paid-up capital
Total number of preference shares	1,250,000	0	0	0
Total amount of preference shares (in rupees)	25,000,000	0	0	0

Number of classes

1

Class of shares	Authorised capital	Issued capital	Subscribed capital	Paid up capital
<b>PREFERENCE SHARES OF RS. 20 EACH/-</b>				
Number of preference shares	1,250,000	0	0	0
Nominal value per share (in rupees)	20	20	20	20
Total amount of preference shares (in rupees)	25,000,000	0	0	0

**(c) Unclassified share capital**

Particulars	Authorised Capital
Total amount of unclassified shares	0

**(d) Break-up of paid-up share capital**

Class of shares	Number of shares			Total nominal amount	Total Paid-up amount	Total premium
	Physical	DEMAT	Total			
<b>Equity shares</b>						
<b>At the beginning of the year</b>	309	65,533,741	65534050	131,068,100	131,068,100	
<b>Increase during the year</b>	0	0	0	0	0	0
i. Public Issues	0	0	0	0	0	0
ii. Rights issue	0	0	0	0	0	0
iii. Bonus issue	0	0	0	0	0	0
iv. Private Placement/ Preferential allotment	0	0	0	0	0	0
v. ESOPs	0	0	0	0	0	0
vi. Sweat equity shares allotted	0	0	0	0	0	0
vii. Conversion of Preference share	0	0	0	0	0	0
viii. Conversion of Debentures	0	0	0	0	0	0
ix. GDRs/ADRs	0	0	0	0	0	0
x. Others, specify						
<b>Decrease during the year</b>	0	0	0	0	0	0
i. Buy-back of shares	0	0	0	0	0	0
ii. Shares forfeited	0	0	0	0	0	0
iii. Reduction of share capital	0	0	0	0	0	0
iv. Others, specify						
<b>At the end of the year</b>	309	65,533,741	65534050	131,068,100	131,068,100	
<b>Preference shares</b>						

<b>At the beginning of the year</b>	0	0	0	0	0	
<b>Increase during the year</b>	0	0	0	0	0	0
i. Issues of shares	0	0	0	0	0	0
ii. Re-issue of forfeited shares	0	0	0	0	0	0
iii. Others, specify						
<b>Decrease during the year</b>	0	0	0	0	0	0
i. Redemption of shares	0	0	0	0	0	0
ii. Shares forfeited	0	0	0	0	0	0
iii. Reduction of share capital	0	0	0	0	0	0
iv. Others, specify						
<b>At the end of the year</b>	0	0	0	0	0	

ISIN of the equity shares of the company

(ii) Details of stock split/consolidation during the year (for each class of shares)

Class of shares		(i)	(ii)	(iii)
Before split / Consolidation	Number of shares			
	Face value per share			
After split / Consolidation	Number of shares			
	Face value per share			

**(iii) Details of shares/Debentures Transfers since closure date of last financial year (or in the case of the first return at any time since the incorporation of the company) \***

Nil

[Details being provided in a CD/Digital Media]

Yes  No  Not Applicable

Separate sheet attached for details of transfers

Yes  No

Note: In case list of transfer exceeds 10, option for submission as a separate sheet attachment or submission in a CD/Digital Media may be shown.

Date of the previous annual general meeting	<input style="width: 95%;" type="text"/>
---	--

Date of registration of transfer (Date Month Year)	<input style="width: 95%;" type="text"/>
--	--

Type of transfer	<input style="width: 95%;" type="text"/>	1 - Equity, 2- Preference Shares,3 - Debentures, 4 - Stock
------------------	--	--

Number of Shares/ Debentures/ Units Transferred	<input style="width: 95%;" type="text"/>	Amount per Share/ Debenture/Unit (in Rs.)	<input style="width: 95%;" type="text"/>
---	--	---	--

Ledger Folio of Transferor	<input style="width: 95%;" type="text"/>
----------------------------	--

Transferor's Name	<input style="width: 95%;" type="text"/>	<input style="width: 95%;" type="text"/>	<input style="width: 95%;" type="text"/>
	Surname	middle name	first name

Ledger Folio of Transferee	<input style="width: 95%;" type="text"/>
----------------------------	--

Transferee's Name	<input style="width: 95%;" type="text"/>	<input style="width: 95%;" type="text"/>	<input style="width: 95%;" type="text"/>
	Surname	middle name	first name

Date of registration of transfer (Date Month Year)	<input style="width: 95%;" type="text"/>
--	--

Type of transfer	<input style="width: 95%;" type="text"/>	1 - Equity, 2- Preference Shares,3 - Debentures, 4 - Stock
------------------	--	--

Number of Shares/ Debentures/ Units Transferred	<input style="width: 95%;" type="text"/>	Amount per Share/ Debenture/Unit (in Rs.)	<input style="width: 95%;" type="text"/>
---	--	---	--

Ledger Folio of Transferor		<input type="text"/>	
Transferor's Name	<input type="text"/>	<input type="text"/>	<input type="text"/>
	Surname	middle name	first name
Ledger Folio of Transferee		<input type="text"/>	
Transferee's Name	<input type="text"/>	<input type="text"/>	<input type="text"/>
	Surname	middle name	first name

**(iv) \*Debentures (Outstanding as at the end of financial year)**

Particulars	Number of units	Nominal value per unit	Total value
Non-convertible debentures	0	0	0
Partly convertible debentures	0	0	0
Fully convertible debentures	0	00	0
<b>Total</b>			0

**Details of debentures**

Class of debentures	Outstanding as at the beginning of the year	Increase during the year	Decrease during the year	Outstanding as at the end of the year
<b>Non-convertible debentures</b>	0	0	0	0
<b>Partly convertible debentures</b>	0	0	0	0
<b>Fully convertible debentures</b>	0	0	0	0

**(v) Securities (other than shares and debentures)**

0

Type of Securities	Number of Securities	Nominal Value of each Unit	Total Nominal Value	Paid up Value of each Unit	Total Paid up Value
<b>Total</b>	<input type="text"/>		<input type="text"/>		<input type="text"/>

**V. \*Turnover and net worth of the company (as defined in the Companies Act, 2013)**

**(i) Turnover**

267,424,000

**(ii) Net worth of the Company**

1,119,202,000

**VI. (a) \*SHARE HOLDING PATTERN - Promoters**

S. No.	Category	Equity		Preference	
		Number of shares	Percentage	Number of shares	Percentage
1.	Individual/Hindu Undivided Family				
	(i) Indian	41,255,940	62.95	0	
	(ii) Non-resident Indian (NRI)	0	0	0	
	(iii) Foreign national (other than NRI)	0	0	0	
2.	Government				
	(i) Central Government	0	0	0	
	(ii) State Government	0	0	0	
	(iii) Government companies	0	0	0	
3.	Insurance companies	0	0	0	
4.	Banks	0	0	0	
5.	Financial institutions	0	0	0	
6.	Foreign institutional investors	0	0	0	
7.	Mutual funds	0	0	0	
8.	Venture capital	0	0	0	
9.	Body corporate (not mentioned above)	7,850,000	11.98	0	
10.	Others	0	0	0	
	<b>Total</b>	49,105,940	74.93	0	0

**Total number of shareholders (promoters)**

**(b) \*SHARE HOLDING PATTERN - Public/Other than promoters**

S. No.	Category	Equity		Preference	
		Number of shares	Percentage	Number of shares	Percentage



1.	Individual/Hindu Undivided Family				
	(i) Indian	10,201,880	15.57	0	
	(ii) Non-resident Indian (NRI)	360,046	0.55	0	
	(iii) Foreign national (other than NRI)	0	0	0	
2.	Government				
	(i) Central Government	0	0	0	
	(ii) State Government	0	0	0	
	(iii) Government companies	0	0	0	
3.	Insurance companies	0	0	0	
4.	Banks	0	0	0	
5.	Financial institutions	0	0	0	
6.	Foreign institutional investors	0	0	0	
7.	Mutual funds	0	0	0	
8.	Venture capital	0	0	0	
9.	Body corporate (not mentioned above)	5,781,965	8.82	0	
10.	Others IEPF, CLEARING MEMBERS / +	84,219	0.13	0	
	<b>Total</b>	16,428,110	25.07	0	0

**Total number of shareholders (other than promoters)**

23,845

**Total number of shareholders (Promoters+Public/  
Other than promoters)**

23,845

**VII. \*NUMBER OF PROMOTERS, MEMBERS, DEBENTURE HOLDERS  
(Details, Promoters, Members (other than promoters), Debenture holders)**

Details	At the beginning of the year	At the end of the year
Promoters	23	23
Members (other than promoters)	20,517	23,845
Debenture holders	0	0

## VIII. DETAILS OF DIRECTORS AND KEY MANAGERIAL PERSONNEL






### (A) \*Composition of Board of Directors

Category	Number of directors at the beginning of the year		Number of directors at the end of the year		Percentage of shares held by directors as at the end of year	
	Executive	Non-executive	Executive	Non-executive	Executive	Non-executive
<b>A. Promoter</b>	1	2	1	2	9.42	11.07
<b>B. Non-Promoter</b>	0	6	0	6	0	0
(i) Non-Independent	0	0	0	0	0	0
(ii) Independent	0	6	0	6	0	0
<b>C. Nominee Directors representing</b>	0	0	0	0	0	0
(i) Banks & FIs	0	0	0	0	0	0
(ii) Investing institutions	0	0	0	0	0	0
(iii) Government	0	0	0	0	0	0
(iv) Small share holders	0	0	0	0	0	0
(v) Others	0	0	0	0	0	0
<b>Total</b>	<b>1</b>	<b>8</b>	<b>1</b>	<b>8</b>	<b>9.42</b>	<b>11.07</b>

Number of Directors and Key managerial personnel (who is not director) as on the financial year end date

11

### (B) (i) \*Details of directors and Key managerial personnel as on the closure of financial year

Name	DIN/PAN	Designation	Number of equity share(s) held	Date of cessation (after closure of financial year : If any)
SURESH KUMAR AGR. 	00520769	Managing Director	6,177,740	
KALI KUMAR CHAUDH. 	00206157	Director	0	
SMITA KHAITAN	01116869	Director	0	
RAMESH KUMAR MAH. 	00545364	Director	0	
BISWANATH BHATTAC. 	00545918	Director	0	
KANAD PURKAYASTH. 	08446550	Director	0	
NIDHI BAHETI	08490552	Director	0	

Name	DIN/PAN	Designation	Number of equity share(s) held	Date of cessation (after closure of financial year : If any)
SUNIL KUMAR AGRAWAL	00091784	Director	1,616,060	
VINEET AGRAWAL	00441223	Director	5,641,245	
PRADIP KUMAR KAND	ASOPK5367J	Company Secretary	0	
LALIT KUMAR MODI	AERPM7411C	CFO	4	

**(ii) Particulars of change in director(s) and Key managerial personnel during the year**

0

Name	DIN/PAN	Designation at the beginning / during the financial year	Date of appointment/ change in designation/ cessation	Nature of change (Appointment/ Change in designation/ Cessation)

**IX. MEETINGS OF MEMBERS/CLASS OF MEMBERS/BOARD/COMMITTEES OF THE BOARD OF DIRECTORS**

**A. MEMBERS/CLASS /REQUISITIONED/NCLT/COURT CONVENED MEETINGS**

Number of meetings held

1

Type of meeting	Date of meeting	Total Number of Members entitled to attend meeting	Attendance	
			Number of members attended	% of total shareholding
ANNUAL GENERAL MEETING	29/09/2020		78	

**B. BOARD MEETINGS**

\*Number of meetings held

4

S. No.	Date of meeting	Total Number of directors associated as on the date of meeting	Attendance	
			Number of directors attended	% of attendance
1	14/07/2020	9	8	88.89
2	09/09/2020	9	7	77.78
3	10/11/2020	9	8	88.89
4	12/02/2020	9	9	100

**C. COMMITTEE MEETINGS**

Number of meetings held

10

S. No.	Type of meeting	Date of meeting	Total Number of Members as on the date of the meeting	Attendance	
				Number of members attended	% of attendance
1	AUDIT COMM	14/07/2020	6	5	83.33
2	AUDIT COMM	09/09/2020	6	5	83.33
3	AUDIT COMM	10/11/2020	6	5	83.33
4	AUDIT COMM	12/02/2021	6	6	100
5	NOMINATION	14/07/2020	5	5	100
6	STAKEHOLDER	14/07/2020	4	4	100
7	CORPORATE	14/07/2020	4	3	75
8	CORPORATE	09/09/2020	4	3	75
9	CORPORATE	10/11/2020	4	3	75
10	CORPORATE	12/02/2021	4	3	75

**D. \*ATTENDANCE OF DIRECTORS**

S. No.	Name of the director	Board Meetings			Committee Meetings			Whether attended AGM held on
		Number of Meetings which director was entitled to attend	Number of Meetings attended	% of attendance	Number of Meetings which director was entitled to attend	Number of Meetings attended	% of attendance	
1	SURESH KUMAR	4	4	100	1	1	100	
2	KALI KUMAR	4	4	100	5	5	100	
3	SMITA KHAITAN	4	4	100	10	10	100	
4	RAMESH KUMAR	4	4	100	6	6	100	
5	BISWANATH	4	3	75	1	1	100	
6	KANAD PURKAYASTHA	4	1	25	8	2	25	
7	NIDHI BAHETI	4	4	100	4	4	100	
8	SUNIL KUMAR	4	4	100	9	8	88.89	
9	VINEET AGRAWAL	4	4	100	2	2	100	

**X. \*REMUNERATION OF DIRECTORS AND KEY MANAGERIAL PERSONNEL**

Nil

Number of Managing Director, Whole-time Directors and/or Manager whose remuneration details to be entered

1

S. No.	Name	Designation	Gross Salary	Commission	Stock Option/ Sweat equity	Others	Total Amount
1	SURESH LUMAR A	MANAGING DIR	8,400,000	0	0	0	8,400,000
	Total		8,400,000	0	0	0	8,400,000

Number of CEO, CFO and Company secretary whose remuneration details to be entered

2

S. No.	Name	Designation	Gross Salary	Commission	Stock Option/ Sweat equity	Others	Total Amount
1	PRADIP KUMAR K	COMPANY SEC	1,388,822	0	0	0	1,388,822
2	LALIT KUMAR MOI	CHIEF FINANCI	8,132,350	0	0	0	8,132,350
	Total		9,521,172	0	0	0	9,521,172

Number of other directors whose remuneration details to be entered

8

S. No.	Name	Designation	Gross Salary	Commission	Stock Option/ Sweat equity	Others	Total Amount
1	KALI KUMAR CHAU	INDEPENDENT	0	0	0	106,000	106,000
2	SMITA KHAITAN	INDEPENDENT	0	0	0	131,000	131,000
3	RAMESH KUMAR M	INDEPENDENT	0	0	0	111,000	111,000
4	KANAD PURKAYAS	INDEPENDENT	0	0	0	29,000	29,000
5	BISWANATH BHAT	INDEPENDENT	0	0	0	46,000	46,000
6	NIDHI BAHETI	INDEPENDENT	0	0	0	101,000	101,000
7	SUNIL KUMAR AGI	DIRECTOR	0	0	0	116,000	116,000
8	VINEET AGRAWAL	DIRECTOR	0	0	0	58,000	58,000
	Total		0	0	0	698,000	698,000

#### XI. MATTERS RELATED TO CERTIFICATION OF COMPLIANCES AND DISCLOSURES

\* A. Whether the company has made compliances and disclosures in respect of applicable provisions of the Companies Act, 2013 during the year  Yes  No

B. If No, give reasons/observations

#### XII. PENALTY AND PUNISHMENT - DETAILS THEREOF

(A) DETAILS OF PENALTIES / PUNISHMENT IMPOSED ON COMPANY/DIRECTORS /OFFICERS  Nil

Name of the company/ directors/ officers	Name of the court/ concerned Authority	Date of Order	Name of the Act and section under which penalised / punished	Details of penalty/ punishment	Details of appeal (if any) including present status

(B) DETAILS OF COMPOUNDING OF OFFENCES  Nil

Name of the company/ directors/ officers	Name of the court/ concerned Authority	Date of Order	Name of the Act and section under which offence committed	Particulars of offence	Amount of compounding (in Rupees)

**XIII. Whether complete list of shareholders, debenture holders has been enclosed as an attachment**

Yes  No

(In case of 'No', submit the details separately through the method specified in instruction kit)

**XIV. COMPLIANCE OF SUB-SECTION (2) OF SECTION 92, IN CASE OF LISTED COMPANIES**

In case of a listed company or a company having paid up share capital of Ten Crore rupees or more or turnover of Fifty Crore rupees or more, details of company secretary in whole time practice certifying the annual return in Form MGT-8.

Name

Whether associate or fellow

Associate  Fellow

Certificate of practice number

**I/We certify that:**

(a) The return states the facts, as they stood on the date of the closure of the financial year aforesaid correctly and adequately.

(b) Unless otherwise expressly stated to the contrary elsewhere in this Return, the Company has complied with all the provisions of the Act during the financial year.

**Declaration**

I am Authorised by the Board of Directors of the company vide resolution no. ...  dated

(DD/MM/YYYY) to sign this form and declare that all the requirements of the Companies Act, 2013 and the rules made thereunder in respect of the subject matter of this form and matters incidental thereto have been complied with. I further declare that:

1. Whatever is stated in this form and in the attachments thereto is true, correct and complete and no information material to the subject matter of this form has been suppressed or concealed and is as per the original records maintained by the company.
2. All the required attachments have been completely and legibly attached to this form.

Note: Attention is also drawn to the provisions of Section 447, section 448 and 449 of the Companies Act, 2013 which provide for punishment for fraud, punishment for false statement and punishment for false evidence respectively.

To be digitally signed by

Director

DIN of the director

00441223

To be digitally signed by

Company Secretary

Company secretary in practice

Membership number

19020

Certificate of practice number

**Attachments**

1. List of share holders, debenture holders
2. Approval letter for extension of AGM;
3. Copy of MGT-8;
4. Optional Attachment(s), if any

Attach

Attach

Attach

Attach

**List of attachments**

Remove attachment

Modify

Check Form

Prescrutiny

Submit

**This eForm has been taken on file maintained by the Registrar of Companies through electronic mode and on the basis of statement of correctness given by the company**