

DYNATECH INDUSTRIES GHANA LIMITED

**FINANCIAL STATEMENTS
31ST DECEMBER 2018**

**DYNATECH INDUSTRIES GHANA LIMITED
ANNUAL REPORTS AND FINANCIAL STATEMENTS**

I N D E X

	P a g e
Corporate Information	2
Report of the Directors	3
Independent Auditor's Report	4-6
Statement of profit or loss and other comprehensive income	7
Statement of financial position	8
Statement of changes in equity	9
Statement of cash flows	10
Notes forming part of the Financial Statements	11-26

**DYNATECH INDUSTRIES GHANA LIMITED
CORPORATE INFORMATION**

BOARD OF DIRECTORS

Mr. Shirish R. Mehta
Mr. Lalit Kumar Newar

REGISTERED OFFICE

Plot no 138 A, Baatsonaa, Tema Motorway
Industrial Area, Spintex Road, Near Coco Cola
Round About, Accra, Ghana

AUDITORS

ASL Consulting
Chartered Accountants
P. O. Box KN 2932
Accra

SECRETARIES & SOLICITORS

Accra Nominees Limited.

BANKERS

Standard Chartered Bank Ghana Limited.
Barclays Bank of Ghana Ltd.
Zenith Bank of Ghana Ltd
United Bank Of Africa (Ghana) Ltd.

**REPORT OF THE DIRECTORS
TO THE MEMBERS OF
DYNATECH INDUSTRIES GHANA LIMITED**

The Directors presented their report and financial statements of the Company for the period ended 31ST December 2018.

DIRECTOR'S RESPONSIBILITY STATEMENT

The company's Directors are responsible for the preparation and fair presentation of the financial statements, comprising the statement of financial position at 31ST December 2018, the statement of comprehensive income, the statement of changes in equity and cash flow statement for the year then ended, and the notes to the financial statements, which include a summary of significant accounting policies and other explanatory notes, in accordance with International Financial Reporting Standards (IFRS) and in the manner required by the Companies Code, 1963 (Act 179) of Ghana.

The Director's responsibility includes: designing, implementing and maintain internal controls relevant to the preparation and fair presentation of these financial statements that are free from material misstatement, whether due to fraud or error; selecting and applying appropriate accounting policies; and making accounting estimates that are reasonable in the circumstances.

The Directors have made an assessment of the company's ability to continue as a going concern and have no reason to believe the business will not be a going concern in the year ahead.

FINANCIAL STATEMENTS AND DIVIDEND

The results for the year are as set out in the attached financial statements.

The Directors do not recommend the payment of a dividend for the period (2018: Nil)

The Directors consider the state of the company's affairs to be satisfactory.


NATURE OF BUSINESS

The company is authorized to undertake business in the manufacturing and sale of roofing sheet and any other activities connected therewith.


There was no change in the nature of the company's business during the year.

APPROVAL OF THE FINANCIAL STATEMENTS

The financial statements of the company, as indicated above, were approved by the board of directors on2019 and are signed on their behalf by:



DIRECTOR



DIRECTOR

**INDEPENDENT AUDITOR'S REPORT
TO THE MEMBERS OF
DYNATECH INDUSTRIES GHANA LIMITED**

Opinion

We have audited the financial statement of Dynatech Industries Ghana Limited, which comprises the of financial position as at December 31, 2018, and the Statement of Comprehensive Income, Statement of Changes in Equity and statement of cash flows for the year then ended, and notes to the financial statements, including a summary of significant accounting policies and other explanatory notes as set out on pages 11 to 27.

In our opinion, the accompanying financial statements present fairly, in all material respects, (or give a true and fair view of) the financial position of the Company as at December 31, 2018 and (of) its financial performance and its cash flows for the year then ended in accordance with International Financial Reporting Standards (IFRSs) and in the manner required by the Company Act 1963 (Act 179) and any other relevant local legislation.

Basis for opinion

We conducted our audit in accordance with International Standards on Auditing (ISAs). Our responsibilities under those standards are further described in the Auditor's Responsibilities for the Audit of the Financial Statement section of our report.

We are independent of the organisation in accordance with the International Ethics Standard Board for Accountant's Code of Ethics for Professional Accountants (IESBA CODE), and we have fulfilled our other ethical responsibility in accordance with the IESBA Code. We believe that the audit evidence we have obtained is sufficient and appropriate to provide a basis for our opinion.

In our opinion, the accompanying financial statements present fairly, in all material respects, (or give a true and fair view of) the financial position of the Company as at December 31, 2018, and (of) its financial performance and its cash flow for the year then ended in accordance with International Financial Reporting Standards (IFRSs).

Other Information

The directors are responsible for the other information. The other information comprises Report of the directors and corporate Governance but does not include the Company financial statements and our auditors report thereon.

Our opinion on the financial statements does not cover the other information and we do not express any form of assurance conclusion thereon.

In connection with our audit of the financial statements, our responsibility is to read the other information identified above and, in doing so, consider whether the other information is materially inconsistent with the financial statements or our knowledge obtained in the audit, or

**INDEPENDENT AUDITORS REPORT
TO THE MEMBERS OF
DYNATECH INDUSTRIES GHANA LIMITED**

otherwise appears to be materially misstated. If, based on the work we have performed on the other information, we conclude that there is a material misstatement of this other information, we are required to report that fact. We have nothing to report in this regard.

Responsibilities of the Directors' for the Financial Statements

The Directors are responsible for the preparation and fair presentation of the financial statements in accordance with IFRSs, and for such internal control as the Directors determines is necessary to enable the preparation of financial statements that are free from material misstatement, whether due to fraud or error.

In preparing the financial statements, the Directors are responsible for assessing the company's ability to continue as a going concern, basis of accounting unless the Directors either intends to liquidate the company or to cease operations, or has no realistic alternative but to do so.

The Directors are responsible for overseeing the company's financial reporting process.

Auditor's Responsibilities for the Audit of the Financial Statements

Our objectives are to obtain reasonable assurance about whether the financial statements as a whole are free from material misstatement, whether due to fraud or error, and to issue an auditor's report that includes our opinion. Reasonable assurance is a high level of assurance, but is not a guarantee that an audit conducted in accordance with ISAs will always detect a material misstatement when it exists. Misstatements can arise from fraud or error and are considered material if, individually or in the aggregate, they could reasonably be expected to influence the economic decisions of users taken on the basis of these financial statements.

As part of an audit in accordance with ISAs, we exercise professional judgment and maintain professional skepticism throughout the audit. We also:

- Identify and assess the risks of material misstatements of the financial statements, whether due to fraud or error, design and perform audit procedures responsive to those risks, and obtain audit evidence that is sufficient and appropriate to provide a basis for our opinion. The risk of not detecting a material misstatement resulting from fraud is higher than for one resulting from error, as fraud may involve collusion, forgery, intentional omissions, misrepresentations, or the override of internal control.
- Obtain an understanding of internal control relevant to the audit in order to design audit procedures that are appropriate in the circumstances, but not for the purpose of expressing an opinion on the effectiveness of the Company's internal control.

**INDEPENDENT AUDITORS REPORT
TO THE MEMBERS OF
DYNATECH INDUSTRIES GHANA LIMITED**

- Evaluate the appropriateness of accounting policies used and the reasonableness of accounting estimates and related disclosures made by the Board of Directors.
- Conclude on the appropriateness of the Board of Directors' use of the going concern basis of accounting and, based on the audit evidence obtained, whether a material uncertainty exists related to events or conditions that may cast significant doubt on the company's ability to continue as a going concern. If we conclude that a material uncertainty exists, we are required to draw attention in our auditor's report to the related disclosures in the financial statements or, if such disclosures are inadequate, to modify our opinion. Our conclusions are based on the audit evidence obtained up to the date of our auditor's report. However, future events or conditions may cause the company to cease to continue as a going concern.
- Evaluate the overall presentation, structure and content of the financial statements, including the disclosures and whether the financial statements represent the underlying transactions and events in a manner that achieves fair presentation.


We communicate with The Board of Directors regarding, among other matters, the planned scope and timing of the audit and significant audit findings, including any significant deficiencies in internal control that we identify during our audit.

Report on Other Legal and Regulatory Requirements

Section 133 of the Companies Act 1963 (Act 179) requires that in carrying out our audit we consider and report on the following matters.

We confirm that:

- I. we have obtained all the information and explanations, which to the best of our knowledge and belief were necessary for the purpose of our audit;
- II. in our opinion, proper books of account have been kept and the statements of financial position and comprehensive income are in agreement with the books of account; and
- III. the statement of financial position and the income statement of the company are in agreement with the books of account.



SIGNED BY
SAMUEL ANOKYE/P/1538


For And On Behalf Of:

ASL CONSULTING ICAG/F/2019/023

CHARTERED ACCOUNTANTS

P. O. BOX KN 2932

KANESHIE


.....2019


DYNATECH INDUSTRIES GHANA LIMITED
STATEMENT OF COMPREHENSIVE INCOME
FOR THE PERIOD ENDED 31ST DECEMBER 2018

	Note	2018 GH¢	2017 GH¢
Revenue	3	20,048,891	32,293,092
Cost of sales	4	(19,776,750)	(28,400,082)
Gross profit		272,141	3,893,010
Other income	5	31,571	72,734
General and administrative expense	6	(1,342,386)	(1,326,929)
Profit/ (loss) before interest and tax		(1,038,674)	2,638,815
Finance cost	7	(431,740)	(1,614,014)
Profit/ (Loss) before taxation		(1,470,414)	1,024,801
Taxation	9(i)	361,472	896,382
Profit/ (Loss) for the year		(1,108,942)	1,921,183
Other comprehensive income		-	-
Total comprehensive income for the year		(1,108,942)	1,921,183

The accompanying notes on pages 11 to 26 are an integral part of these financial statements

DYNATECH INDUSTRIES GHANA LIMITED
STATEMENT OF FINANCIAL POSITION
AT 31ST DECEMBER 2018

	NOTE	2018 GH¢	2017 GH¢
NON CURRENT ASSET			
Property, plant and equipment	17	3,694,244	3,814,082
		-----	-----
Total non-current assets		3,694,244	3,814,082
		-----	-----
CURRENT ASSET			
Inventory	10	3,329,359	7,055,675
Trade and other receivables	11	455,132	984,055
Prepayment	12	70,017	83,981
Tax asset	9(ii)	22,873	20,842
Deferred tax	9(iii)	1,063,312	695,708
Cash and Bank Balance	13	351,727	756,420
		-----	-----
Total current asset		5,292,420	9,596,681
		-----	-----
TOTAL ASSETS		8,986,664	13,410,763
		=====	=====
EQUITY			
Stated capital	16(i)	843,961	843,961
Retained Earnings		(7,421,611)	(6,312,668)
		-----	-----
Total Equity		(6,577,650)	(5,468,707)
		-----	-----
NON CURRENT LIABILITY			
Loan	15	12,568,343	4,103,887
		-----	-----
Total non-current Liability		12,568,343	4,103,887
		-----	-----
CURRENT LIABILITY			
Trade and other payable	14	836,735	13,075,142
Bank Overdraft	13	2,159,236	1,700,441
		-----	-----
Total current Liabilities		2,995,971	14,775,583
		-----	-----
Total Liabilities		15,564,314	18,879,470
		-----	-----
Total equity and liabilities		8,986,664	13,410,763
		=====	=====


.....
DIRECTOR


.....
DIRECTOR

The accompanying notes on pages 11 to 26 are an integral part of these financial statements.

DYNATECH INDUSTRIES GHANA LIMITED
STATEMENT OF CHANGES IN EQUITY
FOR THE PERIOD ENDED 31ST DECEMBER 2018

	Share Capital GH¢	Retained Earnings GH¢	Total Equity GH¢
Balance at 1 st January 2018	843,961	(6,312,669)	(5,468,708)
Total comprehensive income			
Profit for the year	-	(1,108,942)	(1,108,942)
Transactions with owners of the company recognised directly in equity			
Dividend paid	-	-	-
Balance at 31 st December 2017	843,961	(7,421,611)	(6,577,650)

	Share Capital GH¢	Retained Earnings GH¢	Total Equity GH¢
Balance at 1 st January 2017	843,961	(8,233,851)	(7,389,890)
Total comprehensive income			
Profit for the year	-	1,921,183	1,921,183
Transactions with owners of the company recognised directly in equity			
Dividend paid	-	-	-
Balance at 31 st December 2017	843,961	(6,312,668)	(5,468,707)

The accompanying notes on pages 11 to 26 are an integral part of these financial statements.

DYNATECH INDUSTRIES GHANA LIMITED
CASH FLOW STATEMENT
FOR THE PERIOD ENDED 31ST DECEMBER 2018

	Note	2018 GHC	2017 GHC
CASH FLOW FROM OPERATING ACTIVITIES			
Profit before taxation		(1,470,414)	1,024,801
Adjustments for:			
Prior year adjustment		(6,132)	-
Depreciation charges	17	363,145	376,047
Profit on Disposal		-	(72,734)
		-----	-----
		(1,113,401)	1,328,114
Changes in:			
Inventory	10	3,726,316	(497,818)
Trade and other receivables	11&12	542,887	(422,444)
Trade and other payables	14	(12,238,407)	6,638,077
		-----	-----
Cash generated from operations		(9,082,605)	7,045,929
Tax Paid	9(ii)	(2,031)	(14,132)
		-----	-----
Net cashflow from operating activities		(9,084,636)	7,031,797
		-----	-----
CASH FLOW FROM INVESTING ACTIVITIES			
Purchase of property, plant and equipment	17	(243,307)	-
Proceeds from sale of assets		-	294,651
		-----	-----
Net Cashflow used in investing activities		(243,307)	294,651
		-----	-----
CASHFLOWS FROM FINANCING ACTIVITIES			
Borrowing-Loan (outflow)	15	(1,393,710)	129,870
Borrowing -Loan (Inflow)	15	9,858,166	-
		-----	-----
Net Cash used in financing activities		8,464,456	129,870
		-----	-----
Net decrease in cash and cash equivalents		(863,487)	7,456,318
Cash and cash equivalents at 1 January	13	(944,022)	(8,400,339)
		-----	-----
Cash and Cash equivalents at 31 December	13	(1,807,509)	(944,021)
		=====	=====
Analysis of balance of cash and cash			
Equivalent as shown in the balance sheet			
Cash in the statement of financial position	13	351,727	756,420
Bank Overdraft	13	(2,159,236)	(1,700,441)
		-----	-----
Cash and Cash equivalents at 31 December		(1,807,509)	(944,021)
		=====	=====

The accompanying notes on pages 11 to 26 are an integral part of these financial statements.

DYNATECH INDUSTRIES GHANA LIMITED
NOTE FORMING PART OF THE FINANCIAL STATEMENTS
FOR THE PERIOD ENDED 31ST DECEMBER 2018

1. REPORTING ENTITY

Dynatech Industries Ghana Limited is a company registered and domiciled in Ghana. The address of the company's registered office can be found on page 2 of the annual report. The company's is authorized to undertake business in the manufacturing and sale of roofing sheets and the exportation of paper and aluminum scrap and any other activities connected therewith.

2. BASIS OF PREPARATION

a. Statement of compliance

The financial statements have been prepared in accordance with International Financial Reporting Standards (IFRS) and its interpretations adopted by the International Accounting Standards Board (IASB)

b. Basis of measurement

Financial statements are prepared on the historical cost basis except for financial instruments that are stated at fair values.

c. Functional currency

The financial statements are presented in Ghana Cedi which is the company's functional and presentation currency. All financial information presented in Ghana Cedi has been rounded to the nearest cedi.

d. Use of estimates and judgment

The preparation of financial statements in conformity with IFRS requires management to make judgment, estimates and assumptions that affect the application of policies and reported amounts of assets, liabilities, income and expenses. The estimates and associated assumptions are based on historical experience and various other factors that are believed to be reasonable under the circumstances, the results of which form the basis of making the judgment about carrying values of assets and liabilities that are not readily apparent from other sources. Actual results may differ from these estimates

The estimates and underlying assumptions are reviewed on an ongoing basis. Revisions to accounting estimates are recognized in the period in which the estimate is revised if the revision affects only that period or in the period of the revision and future periods if the revision affects both current and future periods.

DYNATECH INDUSTRIES GHANA LIMITED
NOTE FORMING PART OF THE FINANCIAL STATEMENTS
FOR THE PERIOD ENDED 31ST DECEMBER 2018 (CONT'D)

3. REVENUE

	2018 GH¢	2017 GH¢
Manufacturing (Domestic)		
GC Sheet	8,564,018	16,257,892
Zinc Scrap (Rej. Sh)	55,224	39,766
Alu Zinc Roofing Sheet	8,048,514	5,830,728
Trade (Domestic)		
Aluminum Roofing Sheets	1,428,600	3,168,250
Alum Roofing (Rej.SH)	-	5,426
Prepainted Corr. Sheets	1,952,535	6,991,030
Total	20,048,891	32,293,092

4. COST OF SALES

	2018 GH¢	2017 GH¢
Opening Inventory	7,055,675	6,557,857
Purchases	13,946,854	25,290,005
Direct Expenses (see note 4a)	2,103,580	3,607,895
Goods available for Sales	23,106,109	35,455,757
Less; Closing Inventory	(3,329,359)	(7,055,675)
Cost of Sales	19,776,750	28,400,082

4(a). DIRECT EXPENSES

	2018 GH¢	2017 GH¢
Manufacturing & Maintenance	162	10,556
Clearing Charges-import	440,746	881,334
Consumption of stores and Consumables	11,698	18,381
Custom Duty	1,454,852	2,471,482
Other Manufacturing Expenses	2,594	3,132
Power and Fuel	53,893	67,265
Repairs and Maintenance	139,635	155,745
Total	2,103,580	3,607,895

DYNATECH INDUSTRIES GHANA LIMITED
NOTE FORMING PART OF THE FINANCIAL STATEMENTS
FOR THE PERIOD ENDED 31ST DECEMBER 2018 (CONT'D)

5. OTHER INCOME

	2018	2017
	GHC	GHC
Interest on Call Deposits	31,571	-
Profit on Disposal	-	72,734
	-----	-----
Total	31,571	72,734
	=====	=====

6. GENERAL AND ADMINISTRATIVE EXPENSE

	2018	2017
	GHC	GHC
Auditors remuneration	11,000	11,000
Bank charges	114,172	84,135
Business promotion	15,546	14,934
Freight, Forwarding and Handling Expenses	180	5,195
Insurance	45,407	44,243
Books, periodicals newspaper	426	-
Christmas year End Gift	-	750
General expenses	93	85
Immigration fees	8,864	12,012
Labour charges	84,692	86,142
License fees	16,145	21,497
Postage, courier& fax	2,741	1,854
Printing & stationery	2,383	4,357
Professional fees	2,132	2,080
Provision & toiletries	1,989	708
Security Charges	20,913	20,707
Subscription & membership fees	15,010	15,149
Water charges	16,317	14,691
Rent	168,138	148,802
Telephone & communication expenses	26,126	24,056
Travelling and Conveyance	112,706	149,430
Vehicle upkeep	42,384	40,300
Depreciation	363,145	376,047
Salaries Wages and Bonus	209,966	180,195
Medical expenses	43,736	31,462
Other welfare	18,175	37,099
	-----	-----
Total	1,342,386	1,326,929
	=====	=====

DYNATECH INDUSTRIES GHANA LIMITED
NOTE FORMING PART OF THE FINANCIAL STATEMENTS
FOR THE PERIOD ENDED 31ST DECEMBER 2018 (CONT'D)

7. FINANCE COST

(See accounting note 18 d)

	2018	2017
	GH¢	GH¢
Interest on Overdraft	253,395	1,482,705
Interest Others	311	-
Interest on Dollar Loan	178,034	140,400
Interest on Call Deposit	-	(9,091)
	-----	-----
Total	431,740	1,614,014
	=====	=====

8. LOSS BEFORE TAX

Is stated after charging;

	2018	2017
	GH¢	GH¢
Auditors remuneration	11,000	11,000
Depreciation (Note 17)	363,145	376,047
Employees Benefit	271,877	248,755
	=====	=====

9. TAXATION

(i) Tax recognised in profit and loss

	GH¢	GH¢
Tax paid for the earlier year	(6,132)	-
Deferred tax (iii)	367,604	896,382
	-----	-----
Total	361,472	896,382
	=====	=====

(ii) Tax recognised in Statement of financial position

	GH¢	GH¢
Balance as at 1 st January 2018	(20,842)	(6,711)
Payment for the year	(2,031)	(14,131)
Tax charged in Profit and Loss	-	-
	-----	-----
Balance at 31 st December 2018	(22,873)	(20,842)
	=====	=====

(iii) Movement in Deferred tax Asset Balance during the year

	GH¢	GH¢
Balance at 1 st January	(695,708)	200,674
Changes to the income statement	(367,604)	(896,382)
	-----	-----
Balance at 31 st December	(1,063,312)	(695,708)
	=====	=====

The tax position for the period of assessment is yet to be agreed with the tax authorities.

DYNATECH INDUSTRIES GHANA LIMITED
NOTE FORMING PART OF THE FINANCIAL STATEMENTS
FOR THE PERIOD ENDED 31ST DECEMBER 2018 (CONT'D)

10. INVENTORY

(See accounting note 18 m)

	2018	2017
	GH¢	GH¢
Closing Inventory	3,329,359	7,055,675
	-----	-----
Total Closing Inventory	3,329,359	7,055,675
	=====	=====

11. TRADE AND OTHER RECEIVABLES

(See accounting note 18 a (i))

	2018	2017
	GH¢	GH¢
Trade Receivables	424,353	850,130
Other Receivables;		
Deposits	595	595
Advances to Staff	7,903	8,953
Loan to Staff	460	14,435
Vat	20,672	106,681
Paye	-	3,261
Withholding Tax Receivable	1,149	-
	-----	-----
Total	455,132	984,055
	=====	=====

12. PREPAYMENT

	2018	2017
	GH¢	GH¢
Prepaid Rent	70,017	83,981
	-----	-----
Total	70,017	83,981
	=====	=====

13. CASH AND CASH EQUIVALENTS

	GH¢	GH¢
Cash at Bank	302,463	745,303
Cash on hand	49,264	11,117
	-----	-----
Cash and cash equivalents in Balance sheet	351,727	756,420
Bank overdraft	(2,159,236)	(1,700,441)
	-----	-----
Cash and cash equivalent in the Cash flow	(1,807,509)	(944,021)
	=====	=====

DYNATECH INDUSTRIES GHANA LIMITED
NOTE FORMING PART OF THE FINANCIAL STATEMENTS
FOR THE PERIOD ENDED 31ST DECEMBER 2018 (CONT'D)

14. TRADE AND OTHER PAYABLES

	2018	2017
	GHC	GHC
Trade Payables	812,620	13,060,380
Other Payables		
Asi Consulting	6,512	-
Withholding Taxes and ICU	14,747	11,745
SSNIT	1,574	3,017
PAYE	1,282	-
	-----	-----
Total	836,735	13,075,142
	=====	=====

15. LONG TERM LOANS

	2018	2017
	GHC	GHC
Borrowing-loan	2,710,177	4,103,887
Borrowing –inflow loan	9,858,166	-
	-----	-----
Total	12,568,343	4,103,887
	=====	=====

16. CAPITAL AND RESERVES

(i) Share capital

(a) Ordinary shares

	No. of Shares		Proceeds	
	2018	2017	2018	2017
			GHC	GHC
Authorised				
Ordinary shares with No par value	100,000,000	100,000,000		
	=====	=====		
Issued				
For cash	843,961	843,961	843,961	843,961
	=====	=====	=====	=====

(b) Shares in treasury

There are no shares in treasury

(c) Retained earnings

This represents the residual of cumulative annual profits that are available for distribution to shareholders.

DYNATECH INDUSTRIES GHANA LIMITED
NOTE FORMING PART OF THE FINANCIAL STATEMENTS
FOR THE PERIOD ENDED 31ST DECEMBER 2018 (CONT'D)

17. PROPERTY, PLANT AND EQUIPMENT

(See accounting note 18e)

	Office Equipment GH¢	Computer Computer GH¢	Furniture & Fittings GH¢	Motor Vehicles GH¢	Land & Building GH¢	Plant & Machinery	total GH¢
Cost							
As at 1	33,716	22,145	24,810	320,696	2,281,801	7,623,818	10,306,987
Additions	-	-	-	-	-	243,307	243,307
Disposal	-	-	-	-	-	-	-
As at 31	33,716	22,145	24,810	320,696	2,281,801	7,867,125	10,550,294
Accumulated Depreciation							
As at 1/1	28,634	21,609	22,751	289,579	515,245	5,615,087	6,492,905
Charge	1,017	214	412	9,335	70,662	281,505	363,145
Disposal	-	-	-	-	-	-	-
As at 31/12	29,650	21,824	23,163	298,914	585,908	5,896,592	6,856,050
Net Book Value							
AT 31/12/18	4,066	321	1,647	21,782	1,695,893	1,970,533	3,694,244
AT 31/12/17	5,083	536	2,059	31,118	1,766,556	2,008,731	3,814,082

DYNATECH INDUSTRIES GHANA LIMITED
NOTE FORMING PART OF THE FINANCIAL STATEMENTS
FOR THE PERIOD ENDED 31ST DECEMBER 2018 (CONT'D)

18. SIGNIFICANT ACCOUNTING POLICIES

The accounting policies set out below have been applied consistently to all periods presented in these financial statements by the company and in preparing an opening balances sheet at 1st January 2012 for the purpose of transition to IFRS.

a. Financial instruments

(i) Non-derivative Financial assets and liabilities

Non-derivative financial instruments comprise investment in shares and treasury bills, trade and other receivables, cash and cash equivalents, loans and borrowings and trade and other payables.

Non-derivative financial assets are recognized initially at fair value which is its cost excluding transaction costs. Subsequent to initial recognition, non-derivative financial assets are measured at fair value through the comprehensive income.

The company classified its non-derivative financial instruments in the following categories.

- Loans and receivables

Loans and receivables are non-derivative financial assets with fixed or determinable payments that are not quoted in an active market. These assets are measured at amortized cost using the effective interest rate method, less impairment.

- Financial assets at fair value through profit and loss

This relates to all other liabilities that are not designated at fair value through profit or loss.

(ii) Offsetting

Financial assets and liabilities are set off and the net amount presented in the balance sheet when, and only when, the company has a legal right to set off the amounts and intends either to settle on a net basis or to realize the asset and settle the liability simultaneously.

Income and expenses are presented on a net basis only when permitted by the accounting standards.

(iii) Amortized cost measurements

The amortized cost of a financial asset or liability is the amount at which the financial asset or liability is measured at initial recognition, minus principal repayments, plus or minus the cumulative amortization using the effective interest method of any difference between the initial amount recognized and the maturity amount, minus any reduction for impairment.

DYNATECH INDUSTRIES GHANA LIMITED
NOTE FORMING PART OF THE FINANCIAL STATEMENTS
FOR THE PERIOD ENDED 31ST DECEMBER 2018 (CONT'D)

(iv) Share capital (Stated capital)

Ordinary shares

Ordinary shares are classified as equity. Incremental costs directly attributable to the issue of ordinary shares are recognized as deduction from equity, net of any tax effects.

(v) Identifying impairment

A financial asset is considered impaired if objective evidence indicates that one or more events have had a negative effect on the estimated future cash flows of that asset.

An impairment loss in respect of a financial asset measured at amortized cost is calculated as the difference between its carrying amount, and the present value of the estimated future cash flows discounted at the original effective interest rate.

Individually significant financial assets are tested for impairment on an individual basis. The remaining financial assets are assessed collectively in companies that share similar credit risk characteristics.

All impairment losses are recognized in the income statement. An impairment loss is reversed if the reversal can be related objectively to an event occurring after the impairment loss was recognized.

The carrying amounts of the company's non-financial assets, other than inventories and deferred tax assets are reviewed at each reporting date to determine whether there is any indication of impairment. If any such indication exists then the asset's recoverable amount is estimated.

b. Foreign currency

The company's foreign currency transactions are translated into the functional currency using the exchange rates prevailing at the dates of the transactions. Foreign gains and losses resulting from the settlement of such transactions, and from the translation at year-end exchange rate of monetary assets and liabilities denominated in foreign currencies, are recognized in the statement of comprehensive income. Non-monetary assets and liabilities are translated at historical exchange rates if held at historical cost or exchange rates at the date that fair value was determined if held at fair value, and the resulting foreign exchange gains and losses are recognized in the income statement or shareholder's equity as appropriate.

c. Revenue recognitions

Revenue from the provision of service in the course of ordinary activities is measured at fair value of the consideration received or receivable, net of returns, trade discount and volume rebates. Revenue is recognized when persuasive evidence exists, usually in the form of an executed agreement, recovery of the consideration is probable, the associated costs and possible return of service can be estimated reliably, and the amount of revenue can be measured reliably. The timing of revenue occurs upon the provision of service to the client.

All operating income and expenses are recognized in the statement of comprehensive income based on accrual accounting in order to secure proper matching of income and expense, which relate to the same transaction or other event. Foreign currency gains and losses are reported on a net basis.

DYNATECH INDUSTRIES GHANA LIMITED
NOTE FORMING PART OF THE FINANCIAL STATEMENTS
FOR THE PERIOD ENDED 31ST DECEMBER 2018 (CONT'D)

d. Finance income and finance costs

Finance income comprises interest income on funds invested. Interest income is recognized as it accrues in statement of comprehensive income, using the effective interest method. Borrowing costs that are not directly attributable to the acquisition, construction or production of a qualifying asset are recognized in the statement of comprehensive income using the effective interest method.

Foreign currency gains and losses are reported on a net basis.

e. Property, plant and Equipment

(i) Recognition and measurement

Items of property, plant and equipment are measured at cost less accumulated depreciation and impairment losses.

Cost includes expenditures that are directly attributable to the acquisition of the asset. The cost of self-constructed assets includes the cost of materials and direct labour, and any other costs directly attributable to bringing the asset to a working condition for its intended use. Purchased software that is integral to the functionality of the related equipment is capitalized as part of that equipment.

Where major components of an item of property, plant and equipment have different useful lives, they are accounted for as separate items.

(ii) Subsequent costs

The cost of replacing part of an item of property, plant or equipment is recognized in the carrying amount of the item if it is probable that the future economic benefits embodied within the part will flow to the company and its cost can be measured reliably. The costs of the day-to-day servicing of property, plant and equipment are recognized in statement of comprehensive income as incurred.

The company capitalizes borrowing costs directly attributable to the acquisition, construction or production of a qualifying asset as part of the cost of that asset.

(iii) Depreciation

Depreciation is recognized in the statement of comprehensive income on a reducing balance basis over the estimated useful life of each part of an item of property, plant and equipment. Leased assets are depreciated over the shorter of the lease term and their useful lives. Land is not depreciated.

The estimated useful lives for the current and comparative periods are as follows:

Land & Building	-	4%
Plant & Machinery	-	12.5%
Office Equipment	-	20%
Motor Vehicles	-	30%
Computers	-	40%
Furniture & Fittings	-	20%

DYNATECH INDUSTRIES GHANA LIMITED
NOTE FORMING PART OF THE FINANCIAL STATEMENTS
FOR THE PERIOD ENDED 31ST DECEMBER 2018 (CONT'D)

Major spare parts and stands by equipment, and spare parts and servicing equipment used only in connection with an item of property, plant and equipment are classified as property, plant and equipment.

Depreciation methods, useful lives and residual values are reassessed at each reporting date and adjusted if appropriate. Gains and losses on disposal of property, plant and equipment are included in the statement of comprehensive income.

f. Other receivables

Other receivable are stated at their cost less impairment losses.

g. Cash and cash equivalents

Cash and cash equivalents comprise cash on hand and bank balances and these are carried at amortized cost in the balance sheet.

h. Post balance sheet events

Events subsequent to the balance sheet date are reflected only to the extent that they relate directly to the financial statement and the effect is material.

i. Defined contribution plans

A defined contribution plan is a post-employment benefits plan under which an entity pays fixed contribution to a separate entity and will have no legal or constructive obligation to pay future amounts. Obligation for contribution to defined contribution schemes are recognized as an expense in the statement of comprehensive income when they are due.

j. Taxation

The company provided for income taxes at the current tax rates on the taxable profits of the company.

Income tax is the expected tax payable on the taxable income for the year, using tax rates enacted or substantially enacted at the statement of financial position date, any other adjustment to tax payable in respect of previous years.

Deferred tax is measured at the tax rates that are expected to be applied to the temporary differences when they reverse, based on the laws that have been enacted or substantively enacted by the reporting date.

A deferred tax asset is recognized only to the extent that it is probable that future taxable profits will be available against which the asset can be utilized. Deferred tax assets are reviewed at each reporting date and are reduced to the extent that it is no longer probable that the related tax benefit will be realized.

DYNATECH INDUSTRIES GHANA LIMITED
NOTE FORMING PART OF THE FINANCIAL STATEMENTS
FOR THE PERIOD ENDED 31ST DECEMBER 2018 (CONT'D)

k. Comparatives

Where necessary the comparative information has been changed to agree to the current year presentation.

l. Investments

Investment are stated at fair value

m. Inventory

All inventories are recognized at the lower of cost and the net realizable value.

19. DETERMINATION OF FAIR VALUES

A number of the company's accounting policies and disclosures require the determination of fair value, for both financial and non-financial assets and liabilities. Fair values have been determined for measurement and/or disclosure purposes based on the following methods. Where applicable, further information about the assumptions made in determining fair value is disclosed in the note specific to that asset or liability

a. Other receivables

The fair value of other receivables is estimated as the present value of future cash flows, discounted at the market rate of interest at the reporting date. The future cash flow are not discounted if they are receivable for not than six months.

b. Cash and cash equivalents approximates their carrying value.

The fair value of cash and cash equivalents approximates their carrying value.

c. Non-derivative financial liabilities

Fair value, which is determined for disclosure purposes, is calculated on the present value of future principal and interest cash flows, discounted at the market rate of interest at the reporting date.

20. CAPITAL COMMITMENTS

There was no capital commitment at the balance sheet date and at 31st December, 2018.

21. CONTINGENT LIABILITIES

There was no contingent liability as at 31st December, 2018

DYNATECH INDUSTRIES GHANA LIMITED
NOTE FORMING PART OF THE FINANCIAL STATEMENTS
FOR THE PERIOD ENDED 31ST DECEMBER 2018 (CONT'D)

22. EXCHANGE CONTROL

All remittances from Ghana are subject to the approval of the exchange control authorities.

23. RELATED PARTY TRANSACTION

All related parties transactions during the year were transacted at fair value.

24. FINANCIAL RISK MANAGEMENT

(I) Overview

The company has exposure to the following risk from its use of financial instrument:

- Credit risk
- Market risks

This note presents information about the branch's exposure to each of the above risks, the branch's objectives, policies and processes for measuring and managing risk, and the branch's management of capital.

Risk management framework

The director's has overall responsibility for the establishment and oversight of the company's risk management framework.

The company's directors and management team are responsible for monitoring compliance with the company's risk management policies and procedures, and for reviewing the adequacy of the risk management framework in relation to the risks faced by the company.

(ii) Credit risk

Credit risk is the risk of financial loss to the company if a customer or counterparty to financial instruments fails to meet its contractual obligation, and arises principally from the company's receivables from customers.

DYNATECH INDUSTRIES GHANA LIMITED
NOTE FORMING PART OF THE FINANCIAL STATEMENTS
FOR THE PERIOD ENDED 31ST DECEMBER 2018 (CONT'D)

Trade and other receivables

The company's exposure to credit risk is minimized as all sales are made to several individual and institutional customers. The company has transacted business with most of these customers over the years; the level of default in payment of outstanding debts has been kept low by management.

Exposure to credit risk

The carrying amount of financial assets represents the maximum credit exposure. The maximum exposure to credit risk at the reporting date was:

	2018	2017
	GHC	GHC
Financial assets measured at amortised cost		
Trade and other receivables	525,150	1,068,032
Cash equivalents	351,727	756,420
	-----	-----
	876,877	1,824,452
	=====	=====

Cash equivalents

Cash equivalents are held with international banks that are deemed to have good ratings.

(iii) **Liquidity risk**

Liquidity risk is the risk that the company either does not have sufficient financial resources available to meet all its obligations and commitments as they fall due, or can access them only at excessive cost. The company's approach to managing liquidity is to ensure that it will maintain adequate liquidity to meet its liabilities when due.

The following are contractual maturities of financial liabilities:

31ST DECEMBER 2018

	Carrying Amount GHC	6mths or less GHC	6-12mths GHC	More than 12mths GHC
Non-derivative financial liabilities				
Trade and other payables	836,735	836,735	-	-
	-----	-----	-----	-----
	836,735	836,735	-	-
	-----	-----	-----	-----

31ST DECEMBER 2017

Non-derivative financial liabilities				
Trade and other payables	13,075,143	13,075,143	-	-
	-----	-----	-----	-----
	13,075,143	13,075,143	-	-
	-----	-----	-----	-----

DYNATECH INDUSTRIES GHANA LIMITED
NOTE FORMING PART OF THE FINANCIAL STATEMENTS
FOR THE PERIOD ENDED 31ST DECEMBER 2018 (CONT'D)

(ii) Market risks

Market risk is the risk that changes in market prices, such as foreign exchange rates, interest rates and equity prices will affect the branch's income or the value of its holdings of financial instruments. The objective of market risk management is to manage and control market risk exposures within acceptable parameters, while optimizing the return.

The following significant exchange rates applied during the year.

	<i>Average Rate</i>		
	2018	2017	2016
	GHC	GHC	GHC
USD 1	4.92	4.45	4.02

Sensitivity analysis

This analysis assumes that all other variables, in particular interest rates, remain constant.

As of 31 ST DECEMBER	2018			2017		
	% change	Income statement impact: Strengthening	Income statement impact: Weakening	% change	Income statement impact: Strengthening	Income statement impact: Weakening
CHF	11%	11%	11%	11%	11%	11%

An 11% weakening of the Ghana cedi against the US Dollar at 31ST December 2018 would have increased equity and profit or loss by the percentage shown above. On the other hand, a 11% strengthening of the Ghana cedi against the above currency at 31ST December 2018 would have had the equal but opposite effect by the percentage shown above.

DYNATECH INDUSTRIES GHANA LIMITED
NOTE FORMING PART OF THE FINANCIAL STATEMENTS
FOR THE PERIOD ENDED 31ST DECEMBER 2018 (CONT'D)

Interest rate risk

Fair value sensitivity analysis for fixed rate instrument

The branch did not have fixed rate instrument at 31ST DECEMBER 2018 and also at 31st DECEMBER 2017.

Fair value

Fair values versus carrying amounts

The fair value of financial assets and liabilities, together with the carrying amounts shown in the balance sheet, are as follows:

(i) **Loans and receivables**

	31ST DECEMBER 2018		31ST DECEMBER 2017	
	Carrying Amount	Fair Value	Carrying Amount	Fair Value
Trade and other Receivables	525,150	525,150	1,068,032	1,068,032
	=====	=====	=====	=====

(ii) **Other financial liabilities**

	31ST DECEMBER 2018		31ST DECEMBER 2017	
	Carrying Amount GH¢	Fair Value GH¢	Carrying Amount GH¢	Fair Value GH¢
Trade and other payables	836,735	836,735	13,075,143	13,075,143
	-----	-----	-----	-----
	836,735	836,735	13,075,143	13,075,143
	=====	=====	=====	=====