

Format of holding of specified securities**Pre - Demerger**


1. Name of Listed Entity: MANAKSIA LIMITED (CIN:L74950WB1984PLC038336)
2. Scrip Code - Name of Scrip -,- Class of Security Equity
3. Share Holding Pattern Filed under : Reg. 31(1)(a)/Reg. 31(1)(b)/Reg. 31(1)(c)
 - a. If under 31 (1)(b) then indicate the report for Quarter ending: 31/12/2024
 - b. If under 31(1)(c) then indicate date of allotment/extinguishment

4. Declaration : The Listed entity is required to submit the following declaration to the extent of submission of information:-

Particulars	Yes*	No*
1 Whether the Listed Entity has issued any partly paid up shares?		No
2 Whether the Listed Entity has issued any Convertible Securities or Warrants?		No
3 Whether the Listed Entity has any shares against which depository receipts are issued?		No
4 Whether the Listed Entity has any shares in Locked-in?		No
5 Whether any shares held by promoters are pledge or otherwise encumbered?		No
6 Whether company has equity shares with differential voting rights?		No
7 Whether the Listed Entity has any significant beneficial owner?	Yes	No

* If the Listed Entity selects the option 'No' for the questions above, the column for the partly paid up shares, Outstanding Convertible Securities/Warrants, depository receipts, locked-in shares, No of shares pledged or otherwise encumbered by promoters, as applicable, shall not be displayed at the time of dissemination on the Stock Exchange website. Also wherever there is 'No' declared by Listed Entity in above table the values will be considered as 'Zero' by default on submission of the format of holding of specified securities.

5. The tabular format for disclosure of holding of specified securities is as follows:-

MANAKSIA LIMITED

 Company Secretary

MANAKSIA LIMITED

Table 1 - Summary Statement holding of specified securities as on 31/12/2024

Category of shareholder (I)	Nos. of shareholdrs (III)	No. of fully paid up equity shares held (IV)	No. of Party paid-up equity shares held (V)	No. of shares underlying Depository Receipts (VI)	Total nos shares held (VII)=(IV)+(V)+(VI)	Shareholding as a % of total no. of shares (calculated as per SCRR, 1957) (VIII) As a % of (A+B+C2)	Number of Voting Rights held in each class of securities (IX)			No of shares underlying convertible securities (including Warrants) (X)	Shareholding as a % assuming full conversion of convertible securities (as a percentage of diluted share capital) (XI)=(VII)+(X) as a % of (A+B+C2)	Number of Locked in shares (XII)		Number of shares pledged or otherwise encumbered (XIII)		Number of equity shares held in dematerialized form (XIV)
							Class eq: x	No. of Voting Rights	Total			No. (a)	As a % of total shares held (b)	No. (a)	As a % of total shares held (b)	
(A) Promoter & Promoter group	12	49105940	0	0	49105940	74.9319	49105940	0	74.9319	0	0.0000	0	0.0000	0	0.0000	49105940
(B) Public	37415	16428110	0	0	16428110	25.0681	16428110	0	25.0681	0	0.0000	0	0.0000	NA	NA	16427969
(C) Non Promoter - Non Public														NA	NA	
(C1) Shares underlying DRs						NA								NA	NA	
(C2) Shares held by Employee Trusts														NA	NA	
Total	37427	65534050	0	0	65534050	100.0000	65534050	0	100.0000	0	100.0000	0	0.0000			65533909

MANAKSIA LIMITED

[Signature]
Company Secretary

MANAKSIA LIMITED
 Table II - Statement Showing shareholding pattern of the Promoter and Promoter Group as on 31/12/2024

(1)	(2)	(3)	(4)	(5)	(6)	Number of Voting Rights held in each class of securities (X)		Shareholding as a % assuming full conversion of convertible securities (as percentage of diluted share capital) (X) (A*B+C2)	Number of Locked in shares (XII)	Number of shares pledged or otherwise encumbered (XIII)	Number of equity shares held in dematerialized form (XIV)
						No. of Voting Rights	% of Voting rights				
					Class	Class Y	Total				
					(VII)+(VI)+(V)	(VIII)+(A-B+C2)	(VII)+(VI)				
(a)	Individuals/Other undivided Family	22	38874940	0	0	38874940	59.3202	0	59.3202	0	38874940
	VARUN AGARWAL	Promoter Group	1	12371550	0	12371550	18.8760	0	18.8760	0	0.0000
	VINEET AGARWAL	Promoter Group	1	8116245	0	8116245	12.3848	0	12.3848	0	0.0000
	SURESH KUMAR AGARWAL	Promoter	1	8177740	0	8177740	12.3848	0	12.3848	0	0.0000
	ANURADHA AGARWAL	Promoter Group	1	4712500	0	4712500	7.1908	0	7.1908	0	0.0000
	BASUDEB AGARWAL	Promoter	1	2275115	0	2275115	3.4717	0	3.4717	0	0.0000
	PAVAY AGARWAL	Promoter Group	1	1888800	0	1888800	2.8533	0	2.8533	0	0.0000
	IBROHMA DEVI AGARWAL	Promoter Group	1	1305560	0	1305560	1.9922	0	1.9922	0	0.0000
	CHANDRAKALA AGARWAL	Promoter Group	1	1244810	0	1244810	1.8955	0	1.8955	0	0.0000
	S D AGARWAL & BONS HUF	Promoter Group	1	484060	0	484060	0.7081	0	0.7081	0	0.0000
	S K AGARWAL & BONS HUF	Promoter Group	1	337500	0	337500	0.5150	0	0.5150	0	0.0000
	MANJU AGARWAL	Promoter Group	1	0	0	0	0.0000	0	0.0000	0	0.0000
	BANIL KUMAR AGARWAL & BONS	Promoter Group	1	0	0	0	0.0000	0	0.0000	0	0.0000
	SONS HUF (SUNIL KUMAR AGARWAL)	Promoter Group	1	0	0	0	0.0000	0	0.0000	0	0.0000
	SUSHIL KUMAR AGARWAL	Promoter Group	1	0	0	0	0.0000	0	0.0000	0	0.0000
	S K AGARWAL & BONS	Promoter Group	1	0	0	0	0.0000	0	0.0000	0	0.0000
	HUF (SURESH KUMAR AGARWAL)	Promoter Group	1	0	0	0	0.0000	0	0.0000	0	0.0000
	M P AGARWAL & BONS	Promoter Group	1	0	0	0	0.0000	0	0.0000	0	0.0000
	HUF (MAHABIR PRASAD AGARWAL)	Promoter Group	1	0	0	0	0.0000	0	0.0000	0	0.0000
	SHALAJA AGARWAL	Promoter Group	1	0	0	0	0.0000	0	0.0000	0	0.0000
	IGANTA DEVI AGARWAL	Promoter Group	1	0	0	0	0.0000	0	0.0000	0	0.0000
	MAHABIR PRASAD AGARWAL	Promoter	1	0	0	0	0.0000	0	0.0000	0	0.0000
	ANURIDDH AGARWAL	Promoter Group	1	0	0	0	0.0000	0	0.0000	0	0.0000
	BUSHIL KUMAR AGARWAL & BONS	Promoter Group	1	0	0	0	0.0000	0	0.0000	0	0.0000
	SONS HUF (SUNIL KUMAR AGARWAL)	Promoter Group	1	0	0	0	0.0000	0	0.0000	0	0.0000
	KARAN AGARWAL	Promoter Group	1	0	0	0	0.0000	0	0.0000	0	0.0000
	SUNIL KUMAR AGARWAL	Promoter Group	1	0	0	0	0.0000	0	0.0000	0	0.0000
	Central Government/State Government(s)										
(b)	Financial Institutions/Banks										
(c)	Any Other (specify)										
(d)	Bodies Corporate	2	10231000	0	0	10231000	15.6117	0	15.6117	0	10231000
	VAJRA MACHINERIES PRIVATE LIMITED	Promoter Group	1	6231000	0	6231000	9.5080	0	9.5080	0	0.0000
	MANAKSIA STEELS LIMITED	Promoter Group	1	4000000	0	4000000	6.1037	0	6.1037	0	0.0000
	Sub Total		24	49105940	0	49105940	74.9319	0	74.9319	0	49105940
(e)	Foreign Individuals (Non-Resident Individuals)/Foreign individuals										
(f)	Government										
(g)	Institutions										
(h)	Foreign Portfolio Investor										
(i)	Any Other (specify)										
	Sub Total		0	0	0	0	0.0000	0	0.0000	0	0.0000
	Total Shareholding of Promoter and Promoter Group (A)=(X)+(A1)+(Z)		24	49105940	0	49105940	74.9319	0	74.9319	0	49105940

Prakash
Company Secretary

MANAKSIA LIMITED													
Table III - Statement Showing shareholding pattern of the Public shareholder as on 31/12/2024													
Category & Name of the Shareholders (I)	Nos. of shareholders (III)	Nos. of fully paid up equity shares held (IV)	Partly paid-up equity shares held (V)	Nos. of shares of Depository Receipt (VI)	Total nos. shares held (VII)=(IV)+(V)+(VI)	Shareholding % calculated as per SCRR, 1957) As a % of (A+B+C2) (VIII)	Number of Voting Rights held in each class of securities (IX)			Total Shareholding as a % assuming full conversion of convertible securities (as a percentage of diluted share capital) (XI)=(VII)+(X) As a % of (A+B+C2)	Number of Locked in shares (XII)	Number of shares pledged or otherwise encumbered (XIII)	Sub-categorization of shares (XV) Shareholding (No. of shares) under
							Class x	Class y	Total				
(1) Institutions (Domestic)													
(2) Mutual Funds													
(b) Venture Capital Funds													
(c) Alternative Investment Funds													
(d) Banks													
(e) Insurance Companies													
(f) Provident Funds / Pension Funds													
(g) Asset Reconstruction Companies													
(h) Sovereign Wealth Funds													
(i) NBFCs Registered with RBI													
(j) Other Financial Institutions													
(k) Any Other (specify)													
(2) Institutions (Foreign)													
(a) Foreign Direct Investment													
(b) Foreign Venture Capital Investors													
(c) Sovereign Wealth Funds													
(d) Foreign Portfolio Investors	12	596574	0	0	596574	0.9103	596574	0	0.9103	0	0.0000	NA	596574
(e) Foreign Portfolio Investors	2	124093	0	0	124093	0.1894	124093	0	0.1894	0	0.0000	NA	124093
(f) Overseas Depositories (holding DRs) (balancing figure)													
(g) Any Other (specify)													
(3) Government(s)													
(a) Central Government / President of India	1	134688	0	0	134688	0.2055	134688	0	0.2055	0	0.0000	NA	134688
(b) State Government / Governor													
(c) Shareholding by Companies or Bodies Corporate where Central/State Government is a promoter													
(d) Sub Total Non-institutions / Associate Companies / Subsidiaries	1	134688	0	0	134688	0.2055	134688	0	0.2055	0	0.0000	NA	134688
(4) Sub Total	14	720667	0	0	720667	1.0997	720667	0	1.0997	0	0.0000	NA	720667

MANAKSIA LIMITED


Directors and their relatives (excluding independent directors and nominee directors)												
(b)	(c)	(d)	(e)	(f)	(g)	(h)	(i)	(j)	(k)	(l)	(m)	(n)
	Key Managerial Personnel											
	Relatives of Promoters (other than immediate relatives of promoters disclosed under Promoter and Promoter Group category)											
(6)	Trusts where any person belonging to Promoter and Promoter Group category is trustee, beneficiary or author of the trust											
(7)	Investor Education and Protection Fund Authority	33924	0	0	33924	0.0518	0	0.0518	0	0.0000	0	0.0000
(8)	Resident individuals holding nominal share capital upto Rs.2 lakhs	33902	11190414	0	11190414	17.0757	0	17.0757	0	0.0000	0	0.0000
(9)	Resident individuals holding nominal share capital in excess of Rs.2 lakhs	3	669863	0	669863	1.0222	0	1.0222	0	0.0000	0	0.0000
(10)	Non Resident Indians (NRIs)	390	327401	0	327401	0.4996	0	0.4996	0	0.0000	0	0.0000
(11)	Foreign National											
(12)	Foreign Company / OCB											
(13)	Bodies Corporats	140	2701877	0	2701877	4.1229	0	4.1229	0	0.0000	0	0.0000
(14)	THERMO PADS PRIVATE LIMITED	2	714428	0	714428	1.0902	0	1.0902	0	0.0000	0	0.0000
(15)	Any Other (specify)											
(16)	Trusts	3	1500	0	1500	0.0023	0	0.0023	0	0.0000	0	0.0000
(17)	HUF	936	539483	0	539483	0.8232	0	0.8232	0	0.0000	0	0.0000
(18)	Classing Member	13	26207	0	26207	0.0400	0	0.0400	0	0.0000	0	0.0000
(19)	LLP	11	82076	0	82076	0.1252	0	0.1252	0	0.0000	0	0.0000
(20)	Sub Total	37400	15572755	0	15572755	23.7628	0	23.7628	0	0.0000	0	0.0000
(21)	Total Public Shareholding (B)-(B1)-(B2)-(B3)	37415	16428110	0	16428110	25.0681	0	25.0681	0	0.0000	0	0.0000
Details of the shareholders acting as persons in Concert												
Sl No	Name	Shares										
	NIL											

MANAKSIA LIMITED													
Table IV - Statement Showing shareholding pattern of the Non Promoter - Non Public shareholder as on 31/12/2024													
Category & Name of the Shareholders (I)	PAN (II)	No of shareholders (III)	No. of fully paid up equity shares held (IV)	Partly paid-up equity shares held (V)	Nos. of shares underlying Depository Receipts (VI)	Total nos. shares held (VII) = (IV)+(V)+(VI)	Shareholding % calculated as per SCRR, 1957. As a % of (A+B+C2) (VIII)	Number of Voting Rights held in each class of securities (IX)			Total Shareholding as a % assuming full conversion of convertible securities (as a percentage of diluted share capital) (XI) = (VII)+(X) As a % of (A+B+C2)	Number of Locked in shares (XII)	Number of shares pledged or otherwise encumbered (XIII)
								Class x	Class y	Total			
							No of shares underlying convertible securities (including Warrants) (X)	As a % of total shares held (b)	No. (e)	As a % of total shares held (Not applicable) (Not applicable) (Not applicable) (XIV)			
(1) Custodian / DR Holder													
(2) Employee Benefit Trust/Employee Welfare Trust under SEBI (Share based Employee Benefits and Sweat Equity) Regulations, 2021													
Total Non Promoter - Non Public Shareholding (C)=(C1)+(C)2		0	0	0	0	0	0.0000	0	0	0.0000	0	0.0000	NA

MANAKSIA LIMITED

 Company Secretary

MANAKSIA LIMITED Annexure		Details of the (SBO)		Details of the registered owner		Details of holding / exercise of right of the SBO in the reporting company, whether direct or indirect:				Date of creation / acquisition of significant beneficial interest
		(i)		(ii)		Whether by virtue of: (iii)				(iv)
Sr No	Name	Nationality	Name	Nationality	Shares (%)	Voting rights (%)	Rights on distributable dividend or any other distribution (%)	Exercise of control	Exercise of significant influence	
1	SURESH KUMAR AGARWAL	INDIAN	S K AGARWAL & SONS (HUF)	INDIAN	33.57			No	No	4/1/1992
2	SURESH KUMAR AGARWAL	INDIAN	MANAKSIA STEELS LIMITED	INDIAN	6.1			No	No	6/5/2019
3	SURESH KUMAR AGARWAL	INDIAN	VAJRA MACHINERIES B D	INDIAN	9.51			No	No	3/5/2019
4	BASUDEV AGARWAL	INDIAN	AGARWAL & SONS(HUF)	INDIAN	25.75			No	No	4/1/1992

MANAKSIA LIMITED

 Company Secretary

MANAKSIA LIMITED

Table VI - Statement showing foreign ownership limits as on 31/12/2024

	Board approved limits	Limits utilized
As on shareholding date	100.0000	1.60
As on 30/09/2024	100.0000	1.66
As on 30/06/2024	100.0000	1.58
As on 31/03/2024	100.0000	1.80
As on 31/12/2023	100.0000	1.96

MANAKSIA LIMITED

Company Secretary

MANAKSIA LIMITED				
Distribution Schedule as on 31/12/2024				
Share Holding	No of Holders	% age	No of Shares	% age
Upto 50	15674	41.8789	337648	0.5152
51 to 100	6658	17.7893	561731	0.8572
101 to 150	3989	10.6581	528160	0.8059
151 to 250	3384	9.0416	692268	1.0563
251 to 500	3570	9.5386	1366687	2.0855
501 to 5000	3834	10.2439	5434317	8.2924
Above 5000	318	0.8497	56613239	86.3875
Grand Total	37427	100.0000	65534050	100.0000
Distribution Schedule as on 31/12/2024				
Share Holding	No of Holders	% age	No of Shares	% age
Upto 500	33275	88.9064	3486494	5.3201
501 to 1000	2073	5.5388	1647834	2.5145
1001 to 2000	1098	2.9337	1657272	2.5289
2001 to 3000	367	0.9806	944660	1.4415
3001 to 4000	176	0.4702	627296	0.9572
4001 to 5000	120	0.3206	557255	0.8503
5001 to 10000	166	0.4435	1199017	1.8296
Above 10000	152	0.4061	55414222	84.5579
Grand Total	37427	100.0000	65534050	100.0000
Distribution Schedule as on 31/12/2024				
Notional Value of (Rs.)	No of Holders	% age	Amount (Rs.)	% age
Upto 5000	36634	97.8812	14442372	11.0190
5001 to 10000	475	1.2691	3399250	2.5935
10001 to 20000	166	0.4435	2398034	1.8296
20001 to 30000	50	0.1336	1218744	0.9299
30001 to 40000	20	0.0534	710034	0.5417
40001 to 50000	18	0.0481	813676	0.6208
50001 to 100000	28	0.0748	1927908	1.4709
Above 100000	36	0.0962	106158082	80.9946
Grand Total	37427	100.0000	131068100	100.0000

MANAKSIA LIMITED

[Signature]
Company Secretary

MANAKSIA LIMITED						
Shareholding Summary as on 31/12/2024						
Form	As per Folio/Client Id				As per PAN	
	No of Records	% to Total Records	No of Shares	% to Total Shares	No of Records	No of Shares
PHYSICAL	141	0.3681	141	0.0002	89	141
NSDL	12883	33.6353	57386704	87.5678	12701	57386704
CDSL	25278	65.9966	8147205	12.4320	24896	8147205
TOTAL	38302	100.0000	65534050	100.0000	37686	65534050
Total No of Shareholders as per PAN Clubbed 37439						

MANAKSIA LIMITED

 Company Secretary

Format of holding of specified securities**Post - Demerger (Indicative)**

1. Name of Listed Entity: MANAKSIA LIMITED (CIN:L74950WB1984PLC038336)

2. Scrip Code - Name of Scrip -,- Class of Security Equity

3. Share Holding Pattern Filed under : Reg. 31(1)(a)/Reg. 31(1)(b)/Reg. 31(1)(c)

a. If under 31 (1)(b) then indicate the report for Quarter ending: 31/12/2024

b. If under 31(1)(c) then indicate date of allotment/extinguishment

4. Declaration : The Listed entity is required to submit the following declaration to the extent of submission of information:-

Particulars	Yes*	No*
1 Whether the Listed Entity has issued any partly paid up shares?		No
2 Whether the Listed Entity has issued any Convertible Securities or Warrants?		No
3 Whether the Listed Entity has any shares against which depository receipts are issued?		No
4 Whether the Listed Entity has any shares in Locked-in?		No
5 Whether any shares held by promoters are pledge or otherwise encumbered?		No
6 Whether company has equity shares with differential voting rights?		No
7 Whether the Listed Entity has any significant beneficial owner?	Yes	

* If the Listed Entity selects the option 'No' for the questions above, the column for the partly paid up shares, Outstanding Convertible Securities/Warrants, depository receipts, locked-in shares, No of shares pledged or otherwise encumbered by promoters, as applicable, shall not be displayed at the time of dissemination on the Stock Exchange website. Also wherever there is 'No' declared by Listed Entity in above table the values will be considered as 'Zero' by default on submission of the format of holding of specified securities.

5. The tabular format for disclosure of holding of specified securities is as follows:-

MANAKSIA LIMITED

[Signature]
Company Secretary

MANAKSIA LIMITED

Table 1 - Summary Statement holding of specified securities as on 31/12/2024

Category (I)	Nos. of shareholders (II)	No. of fully paid up equity shares held (IV)	No. of Partly paid-up equity shares held (J)	No. of shares underlying Depository Receipts (VI)	Total nos. shares held (VII)=(IV)+(V)+(VI)	Shareholding as a % of total no. of shares (calculated as per SCRR, 1957) (VIII) As a % of (A+B+C2)	Number of Voting Rights securities (IX)		No of shares underlying convertible securities (including Warrants) (X)	Shareholding as a % assuming full conversion of convertible securities (as a percentage of diluted share capital) (XI)=(VII)+(X) As a % of (A+B+C2)	Number of Locked in shares (XII)		Number of shares pledged or otherwise encumbered (XIII)		Number of equity shares held in dematerialized form (XIV)
							Class eg x	No. of Voting Rights Class eg y			Total	Total as a % of (A+B+C)	No. (a)	As a % of total shares held (b)	
(A) Promoter & Promoter group	12	49105940	0	0	49105940	74.9319	0	49105940	74.9319	0	0	0	0	49105940	
(B) Public	37415	16428110	0	0	16428110	25.0681	0	16428110	25.0681	0	0	0	NA	16427969	
(C) Non Promoter - Non Public													NA		
(C1) Shares underlying DRs						NA							NA		
(C2) Shares held by Employee Trusts													NA		
Total	37427	65534050	0	0	65534050	100.0000	0	65534050	100.0000	0	0	0		65533909	

MANAKSIA LIMITED

Sus Chatterjee
Company Secretary

Table II - Statement Showing shareholding pattern of the Promoter and Promoter Group as on 31/12/2024													
Category & Name of the Shareholders (I)	Entity type i.e. OR promoter group entity (except promoter)	Nos. of shares held (II)	No. of fully paid up equity shares held (IV)	Partly paid-up equity shares held (V)	Nos. of underlying Depository Receipts (VI)	Shareholding % calculated as per SCRR, 1957 As % of (A+B+C2) (VII)	Number of Voting Rights held in each class of securities (IX)			As a % of total shares held (b) (X) = (VII) x (A+B+C2)	Number of Locked in shares (XII)	Number of shares pledged or otherwise encumbered (XIII)	Number of equity shares held in dematerialized form (XIV)
							Class x	Class y	Total				
(1)	Individuals/Hindu undivided Family	22	36874940	0	0	36874940	59.3202	0	36874940	59.3202	0	0.0000	36874940
(a)	VARUN AGRAWAL	Promoter Group	1	12371550	0	12371550	18.8760	0	12371550	18.8760	0	0.0000	12371550
	VINEET AGRAWAL	Promoter Group	1	8116245	0	8116245	12.3646	0	8116245	12.3646	0	0.0000	8116245
	BUNESH KUMAR AGRAWAL	Promoter	1	8177740	0	8177740	9.4266	0	8177740	9.4266	0	0.0000	8177740
	ANURADHA AGRAWAL	Promoter Group	1	4712500	0	4712500	7.1909	0	4712500	7.1909	0	0.0000	4712500
	BASUDEO AGRAWAL	Promoter	1	2275115	0	2275115	3.4717	0	2275115	3.4717	0	0.0000	2275115
	PAYAL AGRAWAL	Promoter Group	1	1889800	0	1889800	2.8533	0	1889800	2.8533	0	0.0000	1889800
	SHOBHA DEVI AGRAWAL	Promoter Group	1	1305560	0	1305560	1.9822	0	1305560	1.9822	0	0.0000	1305560
	CHANDRAKALA AGRAWAL	Promoter Group	1	1244810	0	1244810	1.8895	0	1244810	1.8895	0	0.0000	1244810
	S D AGRAWAL & BONS HUF	Promoter Group	1	484080	0	484080	0.7081	0	484080	0.7081	0	0.0000	484080
	S.K.AGARWAL & SONS HUF	Promoter Group	1	337500	0	337500	0.5150	0	337500	0.5150	0	0.0000	337500
	MANJU AGRAWAL	Promoter Group	1	0	0	0	0.0000	0	0	0.0000	0	0.0000	0
	SUNIL KUMAR AGRAWAL & SONS HUF/SUNIL KUMAR AGRAWAL	Promoter Group	1	0	0	0	0.0000	0	0	0.0000	0	0.0000	0
	BIJESH KUMAR AGRAWAL	Promoter Group	1	0	0	0	0.0000	0	0	0.0000	0	0.0000	0
	S K AGRAWAL & SONS HUF/SURESH KUMAR AGRAWAL	Promoter Group	1	0	0	0	0.0000	0	0	0.0000	0	0.0000	0
	H P AGRAWAL & SONS HUF/MAHABIR PRASAD AGRAWAL	Promoter Group	1	0	0	0	0.0000	0	0	0.0000	0	0.0000	0
	SHULAJA AGRAWAL	Promoter Group	1	0	0	0	0.0000	0	0	0.0000	0	0.0000	0
	KANTA DEVI AGRAWAL	Promoter Group	1	0	0	0	0.0000	0	0	0.0000	0	0.0000	0
	MAHABIR PRASAD AGRAWAL	Promoter	1	0	0	0	0.0000	0	0	0.0000	0	0.0000	0
	ANURUDH AGRAWAL	Promoter Group	1	0	0	0	0.0000	0	0	0.0000	0	0.0000	0
	BUBHE KUMAR AGRAWAL & SONS HUF/SUBHE KUMAR AGRAWAL	Promoter Group	1	0	0	0	0.0000	0	0	0.0000	0	0.0000	0
	KARAN AGRAWAL	Promoter Group	1	0	0	0	0.0000	0	0	0.0000	0	0.0000	0
	SUNIL KUMAR AGRAWAL	Promoter Group	1	0	0	0	0.0000	0	0	0.0000	0	0.0000	0
(b)	Central Government/State Government(s)												
(c)	Financial Institutions/Banks												
(d)	Any Other (specify)												
	Bodies Corporate	2	10231000	0	0	10231000	15.6117	0	10231000	15.6117	0	0.0000	10231000
	VJULA MACHINERIES PRIVATE LIMITED	Promoter Group	1	6231000	0	6231000	9.5080	0	6231000	9.5080	0	0.0000	6231000
	MANAKSIA STEELS LIMITED	Promoter Group	1	4000000	0	4000000	6.1037	0	4000000	6.1037	0	0.0000	4000000
	Sub Total		24	49105940	0	49105940	74.9319	0	49105940	74.9319	0	0.0000	49105940
(e)	Foreign Individuals (Non-Resident Individuals/Foreign Individuals)												
	Government												
	Institutions												
	Foreign Portfolio Investor												
	Any Other (specify)												
	Sub Total		0	0	0	0	0.0000	0	0	0.0000	0	0.0000	0
	Total Shareholding of Promoter and Promoter Group (A)-(A)(I)-(A)(E)		24	49105940	0	49105940	74.9319	0	49105940	74.9319	0	0.0000	49105940


MANAKSIA LIMITED													
Table IV - Statement Showing shareholding pattern of the Non Promoter - Non Public shareholder as on 31/12/2024													
Category & Name of the Shareholders (I)	PAN (II)	No of sharehold-ers (III)	No. of fully paid up equity shares held (IV)	Partly paid-up equity shares held (V)	Nos. of shares underlying Depository Receipts (VI)	Total nos. shares held (VII)=[(V)+(VI)]	Shareholding % calculated as per SCRR, 1957) As a % of (A+B+C2) (VIII)	Number of Voting Rights held in each class of securities (IX)		Total Shareholding as a % assuming full conversion of convertible securities (as a percentage of diluted share capital) (X)=[(VII)+(X)] As a % of (A+B+C2)	Number of Locked in shares (XII)	Number of shares pledged or otherwise encumbered (XIII)	Number of shares held in dematerialized form (XIV)
								No of Voting Rights	Total				
(1)								Class x	Class y	Total			
(2)													
Custodian / DR Holder													
Employee Benefit Trust/Employee Welfare Trust under SEBI (Share based Employee Benefits and Sweat Equity) Regulations, 2021													
Total Non Promoter - Non Public Shareholding (C)=[(I)+(2)]		0	0	0	0	0	0.0000	0	0	0.0000	0	0.0000	NA

MANAKSIA LIMITED

A. K. Beecheram
Company Secretary

MANAKSIA LIMITED											
Annexure											
Table V - Statement showing details of significant beneficial owners as on 31/12/2024											
Sr No	Details of the (SBO)		Details of the registered owner				Details of holding / exercise of right of the SBO in the reporting company, whether direct or indirect:				Date of creation / acquisition of significant beneficial interest
	(i)	(ii)	(i)		(ii)		Whether by virtue of: (iii)				
	Name	Nationality	Name	Nationality	Shares (%)	Voting rights (%)	Rights on distributable dividend or any other distribution (%)	Exercise of control	Exercise of significant influence		(iv)
1	SURESH KUMAR AGARWAL	INDIAN	S K AGARWAL & SONS (HUF)	INDIAN	33.57			No	No		4/1/1992
2	SURESH KUMAR AGARWAL	INDIAN	MANAKSIA STEELS LIMITED	INDIAN	6.1			No	No		6/5/2019
3	SURESH KUMAR AGARWAL	INDIAN	VAJRA MACHINERIES	INDIAN	9.51			No	No		3/5/2019
4	BASUDEV AGARWAL	INDIAN	B D AGARWAL & SONS(HUF)	INDIAN	25.75			No	No		4/1/1992

MANAKSIA LIMITED


Company Secretary

MANAKSIA LIMITED

Table VI - Statement showing foreign ownership limits as on 31/12/2024

	Board approved limits	Limits utilized
As on shareholding date	100.0000	1.60
As on 30/09/2024	100.0000	1.66
As on 30/06/2024	100.0000	1.58
As on 31/03/2024	100.0000	1.80
As on 31/12/2023	100.0000	1.96

MANAKSIA LIMITED


Company Secretary

MANAKSIA LIMITED				
Distribution Schedule as on 31/12/2024				
Share Holding	No of Holders	% age	No of Shares	% age
Upto 50	15674	41.8789	337648	0.5152
51 to 100	6658	17.7893	561731	0.8572
101 to 150	3989	10.6581	528160	0.8059
151 to 250	3384	9.0416	692268	1.0563
251 to 500	3570	9.5386	1366687	2.0855
501 to 5000	3834	10.2439	5434317	8.2924
Above 5000	318	0.8497	56613239	86.3875
Grand Total	37427	100.0000	65534050	100.0000
Distribution Schedule as on 31/12/2024				
Share Holding	No of Holders	% age	No of Shares	% age
Upto 500	33275	88.9064	3486494	5.3201
501 to 1000	2073	5.5388	1647834	2.5145
1001 to 2000	1098	2.9337	1657272	2.5289
2001 to 3000	367	0.9806	944660	1.4415
3001 to 4000	176	0.4702	627296	0.9572
4001 to 5000	120	0.3206	557255	0.8503
5001 to 10000	166	0.4435	1199017	1.8296
Above 10000	152	0.4061	55414222	84.5579
Grand Total	37427	100.0000	65534050	100.0000
Distribution Schedule as on 31/12/2024				
Notional Value of (Rs.)	No of Holders	% age	Amount (Rs.)	% age
Upto 5000	36634	97.8812	14442372	11.0190
5001 to 10000	475	1.2691	3399250	2.5935
10001 to 20000	166	0.4435	2398034	1.8296
20001 to 30000	50	0.1336	1218744	0.9299
30001 to 40000	20	0.0534	710034	0.5417
40001 to 50000	18	0.0481	813676	0.6208
50001 to 100000	28	0.0748	1927908	1.4709
Above 100000	36	0.0962	106158082	80.9946
Grand Total	37427	100.0000	131068100	100.0000

MANAKSIA LIMITED

J. Chavara
Company Secretary

MANAKSIA LIMITED						
Shareholding Summary as on 31/12/2024						
Form	As per Folio/Client Id				As per PAN	
	No of Records	% to Total Records	No of Shares	% to Total Shares	No of Records	No of Shares
PHYSICAL	141	0.3681	141	0.0002	89	141
NSDL	12883	33.6353	57386704	87.5678	12701	57386704
CDSL	25278	65.9966	8147205	12.4320	24896	8147205
TOTAL	38302	100.0000	65534050	100.0000	37686	65534050
Total No of Shareholders as per PAN Clubbed 37439						

MANAKSIA LIMITED
An Chennamm
 Company Secretary

Format of holding of specified securities**Pre Demerger**

1. Name of Listed Entity: MANAKSIA FERRO INDUSTRIES LIMITED (CIN:U27100WB2010PLC144410)

2. Scrip Code - Name of Scrip :- Class of Security Equity

3. Share Holding Pattern Filed under : Reg. 31(1)(a)/Reg. 31(1)(b)/Reg. 31(1)(c)

a. If under 31(1)(b) then indicate the report for Quarter ending: 31/12/2024


b. If under 31(1)(c) then indicate date of allotment/extinguishment

4. Declaration : The Listed entity is required to submit the following declaration to the extent of submission of information:-

Particulars	Yes*	No*
1 Whether the Listed Entity has issued any partly paid up shares?		No
2 Whether the Listed Entity has issued any Convertible Securities or Warrants?		No
3 Whether the Listed Entity has any shares against which depository receipts are issued?		No
4 Whether the Listed Entity has any shares in Locked-in?		No
5 Whether any shares held by promoters are pledge or otherwise encumbered?		No
6 Whether company has equity shares with differential voting rights?		No
7 Whether the Listed Entity has any significant beneficial owner?		No

* If the Listed Entity selects the option 'No' for the questions above, the column for the partly paid up shares, Outstanding Convertible Securities/Warrants, depository receipts, locked-in shares, No of shares pledged or otherwise encumbered by promoters, as applicable, shall not be displayed at the time of dissemination on the Stock Exchange website. Also wherever there is 'No' declared by Listed Entity in above table the values will be considered as 'Zero' by default on submission of the format of holding of specified securities.

5. The tabular format for disclosure of holding of specified securities is as follows:-

MANAKSIA LIMITED

 Company Secretary

MANAJ MANAKSIA FERRO INDUSTRIES LIMITED


Table 1 - Summary Statement holding of specified securities as on 31/12/2024

Category (I)	Nos. of shareholders (II)	No. of fully paid up equity shares held (IV)	No. of Party paid-up equity shares held (V)	No. of underlying Depository Receipts (VI)	Total nos. shares held (VI)-(V)+ (V)-(VI)	Shareholding as a % of total no. of shares (calculated as per SCRR, 1957) (VIII) As a % of (A+B+C2)	Number of Voting Rights securities (IX)		Shareholding as a % assuming full conversion of convertible securities (as a percentage of diluted share capital) (X)=(VII)+(X)-(A+B+C2)	Number of Locked in shares (XII)		Number of shares pledged or otherwise encumbered (XIII)		Number of equity shares held in dematerialized form (XIV)
							Class eg x	No. of Voting Rights securities (IX)		As a % of total shares held (b)	No. (e)	As a % of total shares held (b)	No. (e)	
(A) Promoter & Promoter group	7	3050000	0	0	3050000	100.0000	3050000	0	100.0000	0	0.0000	0	0.0000	0
(B) Public	0	0	0	0	0	0.0000	0	0	0.0000	0	0.0000	NA	NA	0
(C) Non Promoter - Non Public												NA	NA	
(C1) Shares underlying DRs						NA						NA	NA	
(C2) Shares held by Employee Trusts												NA	NA	
Total	7	3050000	0	0	3050000	100.0000	3050000	0	100.0000	0	0.0000	0	0.0000	0

Note: Subsequent to the above date, with effect from 10th March 2025, there has been an increase in the authorised capital and sub-division of the face value as under: 30,50,000 equity shares of INR 10 each into 7,00,00,000 equity shares of INR 1 each. Consequent to the above sub-division in the face value of equity shares from INR 10 to INR 1, the issued, subscribed and paid up capital of the Resulting Company comprises of 3,05,00,000 equity shares of INR 1 each aggregating INR 3,05,00,000. Correspondingly, the no. of shares held by each individual shareholder has increased while aggregate value of the shares remains the same.

MANAKSIA FERRO INDUSTRIES LIMITED
Table 11 - Statement Showing shareholding pattern of the Promoter and Promoter Group as on 31/12/2024


Category & Name of the Shareholders (I)	Entity Type i.e. OR promoter group entity (except promoter)	Nos. of shares held (II)	Nos. of fully paid up equity shares held (IV)	Partly paid up equity shares held (V)	Nos. of underlying Depository Receipts (VI)	Total nos. shares held (VII)=(IV)+(V)+(VI)	Shareholding % calculated as per SCRR, 1957) As a % of (A+B+C2) (VIII)	Number of Voting Rights held in each class of securities (X)		Shareholding as a % assuming full conversion of convertible securities (as a percentage of diluted share capital) (XI)=(VII)+(X) / (A+B+C2)	Number of Locked in shares (XII)		Number of shares pledged or otherwise encumbered (XIII)		Number of equity shares held in dematerialized form (XIV)
								Class	Total		No. (a)	As a % of total shares held (b)	No. (a)	As a % of total shares held (b)	
(1) Indian															
(b) Individuals/Hindu undivided Family															
	Manaksia Limited	7	3050000	0	0	3050000	100.0000	3050000	100.0000	0	0.0000	0	0.0000	0	0.0000
	Bhawanath Sharma (Nominee of Manaksia Limited)	1	3049994	0	0	3049994	100.0000	3049994	100.0000	0	0.0000	0	0.0000	0	0.0000
	Ashok Rawal (Nominee of Manaksia Limited)	1	1	0	0	1	0.0000	1	0.0000	0	0.0000	0	0.0000	0	0.0000
	Saram Agrawal (Nominee of Manaksia Limited)	1	1	0	0	1	0.0000	1	0.0000	0	0.0000	0	0.0000	0	0.0000
	Vijay Kumar Khair (Nominee of Manaksia Limited)	1	1	0	0	1	0.0000	1	0.0000	0	0.0000	0	0.0000	0	0.0000
	Ashok Jhunjhunwala (Nominee of Manaksia Limited)	1	1	0	0	1	0.0000	1	0.0000	0	0.0000	0	0.0000	0	0.0000
	Rajesh Singhania (Nominee of Manaksia Limited)	1	1	0	0	1	0.0000	1	0.0000	0	0.0000	0	0.0000	0	0.0000
	Central Government/State Government(s)														
(b) Financial Institutions/Banks															
(b) Any Other (specify)															
Bodies Corporate		0	0	0	0	0	0.0000	0	0.0000	0	0.0000	0	0.0000	0	0.0000
Sub Total		7	3050000	0	0	3050000	100.0000	3050000	100.0000	0	0.0000	0	0.0000	0	0.0000
(2) Foreign															
(a) Individuals (Non-Resident Individuals/Foreign Individuals)															
(b) Government															
(c) Institutions															
(d) Foreign Portfolio Investor															
(e) Any Other (specify)															
Sub Total		0	0	0	0	0	0.0000	0	0.0000	0	0.0000	0	0.0000	0	0.0000
Total Shareholding of Promoter and Promoter Group (A)=(I)+(A)(2)		7	3050000	0	0	3050000	100.0000	3050000	100.0000	0	0.0000	0	0.0000	0	0.0000

MANAKSIA LIMITED

Company Secretary

MANAKSIA FERRO INDUSTRIES LIMITED

Table III - Statement Showing shareholding pattern of the Public shareholder, as on 31/12/2024

Category & Name of the Shareholders (I)	Nos. of sharehold-ers (III)	No. of fully paid up equity shares held (IV)	Partly paid-up equity shares held (V)	Nos. of shares underlying Depository Receipts (VI)	Total nos. shares held (VII) = (IV) + (V) + (VI)	Sharehold- ing % calculated as per SCRR, 1957 As a % of (A+B+C2) (VIII)	Number of Voting Rights held in each class of securities (IX)			Total Shareholding as a % assuming full conversion of convertible securities (as a percentage of diluted share capital) (X) = (VII) + (X)	Number of shares pledged or otherwise encumbered (XII)		Sub-categorization of shares (XV) Shareholding (No. of shares) under				
							Class x	Class y	Total		No. (a)	As a % of total shares held (b) (a)		No. (Not applicable) (Not dematerializ ed form) (b) (b)	As a % of total shares held in dematerializ ed form (b) (b)	Sub-Category (I)	Sub-Category (II)
(1) Institutions (Domestic)																	
(e) Mutual Funds																	
(b) Venture Capital Funds																	
(c) Alternate Investment Funds																	
(d) Banks																	
(e) Insurance Companies																	
(f) Provident Funds / Pension Funds																	
(g) Asset Reconstruction Companies																	
(h) Sovereign Wealth Funds																	
(i) MFIs Registered with RBI																	
(j) Other Financial Institutions																	
(k) Any Other (specify)																	
(2) Institutions (Foreign)																	
(a) Foreign Direct Investment																	
(b) Foreign Venture Capital Investors																	
(c) Sovereign Wealth Funds																	
(d) Foreign Portfolio Investors Category I																	
(e) Foreign Portfolio Investors Category II																	
(f) Overseas Depositories (holding DRs) (balancing figure)																	
(g) Any Other (specify)																	
(3) Central Government / State Government(s)																	
(a) Central Government / President of India																	
(b) State Government / Governm																	
(c) Shareholding by Companies or Bodies Corporate where Central/State Government is a promoter																	
(d) Sub Total Non-Institutions Associate Companies / Subsidiaries																	


 Company Secretary
MANAKSIA LIMITED

MANAKSIA FERRO INDUSTRIES LIMITED																	
Table IV - Statement Showing shareholding pattern of the Non Promoter - Non Public shareholder as on 31/12/2024																	
Category & Name of the Shareholders (I)	PAN (II)	No of shareholder (III)	No. of fully paid up equity shares held (IV)	Partly paid-up equity shares held (V)	Nos. of shares underlying Depository Receipts (VI)	Total nos. share is held (VII)=(IV)+(V)+(VI)	Shareholding % calculated as per SCRR, 1957) As a % of (A+B+C2) (VIII)	Number of Voting Rights held in each class of securities (IX)			Total Shareholding as a % assuming full conversion of convertible securities (as a percentage of diluted share capital) (X)=(VII)+(X)	Number of Locked in shares (XI)	Number of shares pledged or otherwise encumbered (XIII)				
								No of Voting Rights	Class x	Class y				Total	No. (a)	As a % of total shares held (b)	No. (a) (Not applicable) (b) (XIV)
(1) Custodian / DR Holder																	
(2) Employee Benefit Trust/Employee Welfare Trust under SEBI (Share based Employee Benefits and Sweat Equity) Regulations, 2021																	
Total Non Promoter - Non Public Shareholding (C)=(C1)+(C2)		0	0	0	0	0	0.0000	0	0	0	0	0.0000	0	0.0000	NA	NA	0

MANAKSIA LIMITED
[Signature]
 Company Secretary


MANAKSIA FERRO INDUSTRIES LIMITED

Annexure

Table V - Statement showing details of significant beneficial owners as on 31/12/2024

Sr No	Details of the (SBO)		Details of the registered owner				Details of holding / exercise of right of the SBO in the reporting company, whether direct or indirect:				Date of creation / acquisition of significant beneficial interest (IV)	
	Name	PAN / Passport No. in case of a foreign national	Nationality	Name	PAN / Passport No. in case of a foreign national	Nationality	Shares (%)	Voting rights (%)	Rights on distributable dividend or any other distribution (%)	Exercise of control		Exercise of significant influence
1	SURESH KUMAR AGRAWAL		INDIAN	MANAKSIA LIMITED		INDIAN	49.18	No		No		3/4/2013
2	BASUDEO AGRAWAL		INDIAN	MANAKSIA LIMITED		INDIAN	25.75	No		No		3/4/2013

MANAKSIA LIMITED



Company Secretary

MANAKSIA FERRO INDUSTRIES LIMITED

Table VI - Statement showing foreign ownership limits as on 31/12/2024

	Board approved limits	Limits utilized
As on shareholding date	NA	0.00
As on 30/09/2024	NA	0.00
As on 30/06/2024	NA	0.00
As on 31/03/2024	NA	0.00
As on 31/12/2023	NA	0.00

MANAKSIA LIMITED


Company Secretary

Format of holding of specified securities**Post - Demerger (Indicative)**

1. Name of Listed Entity: MANAKSIA FERRO INDUSTRIES LIMITED (CIN:U27100WB2010PLC144410)

2. Scrip Code - Name of Scrip :- Class of Security Equity

3. Share Holding Pattern Filed under : Reg. 31(1)(a)/Reg. 31(1)(b)/Reg. 31(1)(c)

a. If under 31(1)(b) then indicate the report for Quarter ending: 31/12/2024

b. If under 31(1)(c) then indicate date of allotment/extinguishment

4. Declaration : The Listed entity is required to submit the following declaration to the extent of submission of information:-

Particulars	Yes*	No*
1 Whether the Listed Entity has issued any partly paid up shares?		No
2 Whether the Listed Entity has issued any Convertible Securities or Warrants?		No
3 Whether the Listed Entity has any shares against which depository receipts are issued?		No
4 Whether the Listed Entity has any shares in Locked-in?		No
5 Whether any shares held by promoters are pledge or otherwise encumbered?		No
6 Whether company has equity shares with differential voting rights?		No
7 Whether the Listed Entity has any significant beneficial owner?	Yes	

* If the Listed Entity selects the option 'No' for the questions above, the columnus for the partly paid up shares, Outstanding Convertible Securities/Warrants, depository receipts, locked-in shares, No of shares pledged or otherwise encumbered by promoters, as applicable, shall not be displayed at the time of dissemination on the Stock Exchange website. Also wherever there is 'No' declared by Listed Entity in above table the values will be considered as 'Zero' by default on submission of the format of holding of specified securities.

5. The tabular format for disclosure of holding of specified securities is as follows:-


MANAKSIA LIMITED

M. Subramanyam
Company Secretary

MANAKSIA FERRO INDUSTRIES LIMITED (CIN:U27100WB2010PLC144410)
Table 1 - Summary Statement holding of specified securities as on 31/12/2024

Category (I)	Nos. of shareholders (III)	No. of fully paid up equity shares held (IV)	No. of Partly paid-up equity shares held (V)	No. of shares underlying Depository Receipts (VI)	Total nos. shares held (VII)=(IV)+(V)+(VI)	Shareholding as a % of total no. of shares (calculated as per SCRR, 1957) (VIII) As a % of (A+B+C2)	Number of Voting Rights held in each class of securities (IX)		No of shares Underlying outstanding convertible securities (including Warrants) (X)	Shareholding as a % assuming full conversion of convertible securities (as a percentage of diluted share capital) (XI)=(VII)+(X) as a % of (A+B+C2)	Number of Locked in shares (XII)		Number of shares pledged or otherwise encumbered (XIII)		Number of equity shares held in dematerialized form (XIV)
							Class eg x	No. of Voting Rights			As a % of total shares held (b)	No. (a)	As a % of total shares held (b)	No. (a)	
(A) Promoter & Promoter group	12	49105940	0	0	49105940	74.9319	49105940	0	74.9319	0	0	0	0	0	49105940
(B) Public	37415	16428110	0	0	16428110	25.0681	16428110	0	25.0681	0	0	0	0	0	16427969
(C) Non Promoter - Non Public															
(C1) Shares underlying DRs						NA									
(C2) Shares held by Employee Trusts															
Total	37427	65534050	0	0	65534050	100.0000	65534050	0	100.0000	0	0	0	0	0	65533909

MANAKSIA LIMITED

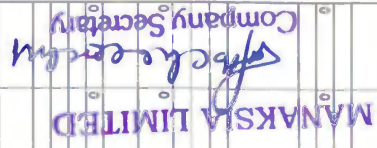


Company Secretary

MANAKSIA FERRO INDUSTRIES LIMITED (CIN U27100WB2010PLC144410)

Table II - Statement Showing shareholding pattern of the Public shareholder as on 31/12/2024

Category & Name of the Shareholders (I)	Nos. of sharehold share (III)	No. of fully paid up equity shares held (IV)	Partly paid-up equity shares held (V)	Nos. of shares underlying Depository Receipts (VI)	Total nos shares held (VII)=(IV)+(V)+(VI)	Shareholding % calculated as per SCRR, 1957) As a % of (A+B+C2) (VIII)	Number of Voting Rights held in each class of securities (IX)			Total Shareholding as a % assuming full conversion of convertible securities (as percentage of diluted share capital) (X)=(VII)+(X1) As a % of A+B+C2)	Number of Locked in shares (XIII)	Number of shares pledged or otherwise encumbered (XIII)	Sub-categorization of shares (XV) under			
							No of Voting Rights							No. (e)	As a % of total shares held (E)	No. of shares (Not applicable) (b) (b) (b) (XIV)
							Class x	Class y	Total							
(1) Institutions (Domestic)																
(2) Institutions (Foreign)																
(3) Venture Capital Funds																
(4) Alternative Investment Funds																
(5) Banks																
(6) Insurance Companies																
(7) Provident Funds / Pension Funds																
(8) Asset Reconstruction Companies																
(9) Sovereign Wealth Funds																
(10) NBFCs Registered with RBI																
(11) Other Financial Institutions																
(12) Any Other (specify)																
(13) Sub Total	0	0	0	0	0	0.0000	0	0	0.0000	0	0.0000	NA	0			
(14) Institutions (Foreign)																
(15) Foreign Direct Investment																
(16) Foreign Venture Capital Investors																
(17) Sovereign Wealth Funds																
(18) Foreign Portfolio Investors	12	596574	0	0	596574	0.9103	596574	0	0.9103	0	0.0000	NA	596574			
(19) Foreign Portfolio Investors	2	124093	0	0	124093	0.1894	124093	0	0.1894	0	0.0000	NA	124093			
(20) Overseas Depositories (holding DRs) (balancing figure)																
(21) Any Other (specify)																
(22) Sub Total	14	720667	0	0	720667	1.0997	720667	0	1.0997	0	0.0000	NA	720667			
(23) Government (I)																
(24) Central Government / President of India	1	134688	0	0	134688	0.2055	134688	0	0.2055	0	0.0000	NA	134688			
(25) State Government / Governor																
(26) Shareholding by Companies or Bodies Corporate where Central/State Government is a promoter																
(27) Sub Total	1	134688	0	0	134688	0.2055	134688	0	0.2055	0	0.0000	NA	134688			
(28) Non-Institutions																
(29) Associate Companies / Subsidiaries																


MANAKSIA LIMITED
 Company Secretary

Category & Name of the Shareholders (I)	Entity type i.e. promoter group entity (except promoter)	Nos. of shares held (II)	No. of fully paid-up equity shares held (IV)	Nos. of shares underlying Depository Receipts (V)	Party-paid-up equity shares held (VI)	Total nos. shares held (VII) = (IV) + (V) + (VI)	Shareholding % as per SCRR, 1957 As a % of (A+B+C2) (VIII)	Number of Voting Rights held in each class of securities (X)			Shareholding as a % assuming full conversion of convertible securities (as a percentage of diluted share capital) (X) = (B+C2) / (A+B+C2)	Number of Locked-in shares (XII)	Number of shares pledged or otherwise encumbered (XIII)	Number of equity shares held in dematerialized form (XIV)			
								No. of Voting Rights							As a % of total shares held (D)		
								Class	Class x	Total							
(1)	Indian																
(a)	Individual/Hindu undivided Family																
	VARUN AGRAWAL	Promoter Group	1,237,155	0	0	1,237,155	18.8760	0	1,237,155	18.8760	0	0.0000	0	0.0000	0	0.0000	38874940
	VINAY AGRAWAL	Promoter Group	811,624	0	0	811,624	12.3848	0	811,624	12.3848	0	0.0000	0	0.0000	0	0.0000	12271550
	SURESH KUMAR AGRAWAL	Promoter	61,774	0	0	61,774	0.9288	0	61,774	0.9288	0	0.0000	0	0.0000	0	0.0000	8116245
	ANURADHA AGRAWAL	Promoter Group	47,250	0	0	47,250	0.7109	0	47,250	0.7109	0	0.0000	0	0.0000	0	0.0000	617740
	BASUDEO AGRAWAL	Promoter	22,511	0	0	22,511	0.3417	0	22,511	0.3417	0	0.0000	0	0.0000	0	0.0000	472500
	PAYAL AGRAWAL	Promoter Group	1,86,860	0	0	1,86,860	2.8533	0	1,86,860	2.8533	0	0.0000	0	0.0000	0	0.0000	225115
	SHOBHA DEVI AGRAWAL	Promoter Group	1,30,560	0	0	1,30,560	1.9922	0	1,30,560	1.9922	0	0.0000	0	0.0000	0	0.0000	186860
	CHANDRAKALA AGRAWAL	Promoter Group	12,448	0	0	12,448	0.1885	0	12,448	0.1885	0	0.0000	0	0.0000	0	0.0000	130560
	B D AGRAWAL & SONS HUF	Promoter Group	48,400	0	0	48,400	0.7281	0	48,400	0.7281	0	0.0000	0	0.0000	0	0.0000	1244810
	S K AGRAWAL & BONS HUF	Promoter Group	337,500	0	0	337,500	5.1500	0	337,500	5.1500	0	0.0000	0	0.0000	0	0.0000	484000
	MANU AGRAWAL	Promoter Group	0	0	0	0	0.0000	0	0	0.0000	0	0.0000	0	0.0000	0	0.0000	337500
	SUNIL KUMAR AGRAWAL & AGRAWAL	Promoter Group	0	0	0	0	0.0000	0	0	0.0000	0	0.0000	0	0.0000	0	0.0000	0
	SUSHEE KUMAR AGRAWAL	Promoter Group	0	0	0	0	0.0000	0	0	0.0000	0	0.0000	0	0.0000	0	0.0000	0
	S K AGRAWAL & SONS HUF (SURESH KUMAR AGRAWAL)	Promoter Group	0	0	0	0	0.0000	0	0	0.0000	0	0.0000	0	0.0000	0	0.0000	0
	M P AGRAWAL & SONS AGRAWAL	Promoter Group	0	0	0	0	0.0000	0	0	0.0000	0	0.0000	0	0.0000	0	0.0000	0
	HUF (MAHABIR PRASAD AGRAWAL)	Promoter Group	0	0	0	0	0.0000	0	0	0.0000	0	0.0000	0	0.0000	0	0.0000	0
	SHALAJA AGRAWAL	Promoter Group	0	0	0	0	0.0000	0	0	0.0000	0	0.0000	0	0.0000	0	0.0000	0
	KANTA DEVI AGRAWAL	Promoter Group	0	0	0	0	0.0000	0	0	0.0000	0	0.0000	0	0.0000	0	0.0000	0
	MAHABIR PRASAD AGRAWAL	Promoter	0	0	0	0	0.0000	0	0	0.0000	0	0.0000	0	0.0000	0	0.0000	0
	ANILKUMAR AGRAWAL	Promoter Group	0	0	0	0	0.0000	0	0	0.0000	0	0.0000	0	0.0000	0	0.0000	0
	SUSHIL KUMAR AGRAWAL & AGRAWAL	Promoter Group	0	0	0	0	0.0000	0	0	0.0000	0	0.0000	0	0.0000	0	0.0000	0
	SONS HUF (SUSHIL KUMAR AGRAWAL)	Promoter Group	0	0	0	0	0.0000	0	0	0.0000	0	0.0000	0	0.0000	0	0.0000	0
	KARAN AGRAWAL	Promoter Group	0	0	0	0	0.0000	0	0	0.0000	0	0.0000	0	0.0000	0	0.0000	0
	SUNIL KUMAR AGRAWAL	Promoter Group	0	0	0	0	0.0000	0	0	0.0000	0	0.0000	0	0.0000	0	0.0000	0
(b)	Central Government/State Government(s)																
(c)	Financial Institutions/Banks																
(d)	Any Other (Specify)																
	Bodies Corporate		1,023,100	0	0	1,023,100	15.5117	0	1,023,100	15.5117	0	0.0000	0	0.0000	0	0.0000	10231000
	VAJRA MACHINERIES PRIVATE LIMITED	Promoter Group	623,100	0	0	623,100	9.5090	0	623,100	9.5090	0	0.0000	0	0.0000	0	0.0000	6231000
	MANAKSIA STEELS LIMITED	Promoter Group	400,000	0	0	400,000	6.1037	0	400,000	6.1037	0	0.0000	0	0.0000	0	0.0000	4000000
	Sub Total		491,05940	0	0	491,05940	74.9319	0	491,05940	74.9319	0	0.0000	0	0.0000	0	0.0000	49105940
(e)	Foreign Individuals (Non-Resident Individuals/Foreign Individuals)																
(f)	Government																
(g)	Institutions																
(h)	Foreign Portfolio Investor																
(i)	Any Other (Specify)																
	Sub Total		0	0	0	0	0.0000	0	0	0.0000	0	0.0000	0	0.0000	0	0.0000	0
	Total Shareholding of Promoter and Promoter Group (A)+(I)+(A)(2)		491,05940	0	0	491,05940	74.9319	0	491,05940	74.9319	0	0.0000	0	0.0000	0	0.0000	49105940


MANAKSIA FERRO INDUSTRIES LIMITED (CIN:U27100WB2010PLC144410)																
Table IV - Statement Showing shareholding pattern of the Non Promoter - Non Public shareholder as on 31/12/2024																
Category & Name of the Shareholders (I)	PAN (II)	No of shareholders (III)	No. of fully paid up equity shares held (IV)	Partly paid-up equity shares held (V)	Nos. of shares underlying Depository Receipts (VI)	Total nos share held (VII)=(IV)+(V)+(VI)	Shareholding % calculate as per SCRR, 1957) As a % of (A+B+C2) (VIII)	Number of Voting Rights held in each class of securities (IX)			Total Shareholding as a % assuming full conversion of convertible securities (as a percentage of diluted share capital) (X)=(VII)+(X)	Number of Locked in shares (XII)	Number of shares pledged or otherwise encumbered (XIII)			
								No of Voting Rights	Class x	Class y				Total	No. (e)	As a % of total shares held (b)
(1)	(2)	(3)	(4)	(5)	(6)	(7)	(8)	(9)	(10)	(11)	(12)	(13)				
Customodian / DR Holder		0	0	0	0	0	0.0000	0	0	0	0	0.0000	0	0	0	0
Employee Benefit Trust/Employee Welfare Trust under SEBI (Share based Employee Benefits and Sweat Equity) Regulations, 2021		0	0	0	0	0	0.0000	0	0	0	0	0.0000	0	0	0	0
Total Non Promoter - Non Public Shareholding (C)=(C1)+(C2)		0	0	0	0	0	0.0000	0	0	0	0	0.0000	0	0	0	0

MANAKSIA LIMITED
Manaksia
 Company Secretary

Table V - Statement showing details of significant beneficial owners as on 31/12/2024

Sr No	Details of the (SBO)		Details of the registered owner				Details of holding / exercise of right of the SBO in the reporting company, whether direct or indirect:				Date of creation / acquisition of significant beneficial interest (IV)
	(I)	(II)	(I)	(II)	(III)	(IV)	(V)	(VI)	(VII)	(VIII)	
	Name	Nationality	Name	Nationality	Shares (%)	Voting rights (%)	Rights on distributable dividend or any other distribution (%)	Exercise of control	Exercise of significant influence		
1	SURESH KUMAR AGARWAL	INDIAN	S K AGARWAL & SONS (HUF)	INDIAN	33.57			No	No		4/1/1992
2	SURESH KUMAR AGARWAL	INDIAN	MANAKSIA STEELS LIMITED	INDIAN	6.1			No	No		6/5/2019
3	SURESH KUMAR AGARWAL	INDIAN	VAJRA MACHINERIES B D	INDIAN	9.51			No	No		3/5/2019
4	BASUDEV AGARWAL	INDIAN	AGARWAL & SONS(HUF)	INDIAN	25.75			No	No		4/1/1992

MANAKSIA LIMITED



Company Secretary

MANAKSIA FERRO INDUSTRIES LIMITED (CIN:U27100WB2010PLC144410)
Table VI - Statement showing foreign ownership limits as on 31/12/2024

	Board approved limits	Limits utilized
As on shareholding date	100.0000	1.60
As on 30/09/2024	100.0000	1.66
As on 30/06/2024	100.0000	1.58
As on 31/03/2024	100.0000	1.80
As on 31/12/2023	100.0000	1.96

MANAKSIA LIMITED

Company Secretary

MANAKSIA FERRO INDUSTRIES LIMITED (CIN:U27100WB2010PLC144410)				
Distribution Schedule as on 31/12/2024				
Share Holding	No of Holders	% age	No of Shares	% age
Upto 50	15674	41.8789	337648	0.5152
51 to 100	6658	17.7893	561731	0.8572
101 to 150	3989	10.6581	528160	0.8059
151 to 250	3384	9.0416	692268	1.0563
251 to 500	3570	9.5386	1366687	2.0855
501 to 5000	3834	10.2439	5434317	8.2924
Above 5000	318	0.8497	56613239	86.3875
Grand Total	37427	100.0000	65534050	100.0000
Distribution Schedule as on 31/12/2024				
Share Holding	No of Holders	% age	No of Shares	% age
Upto 500	33275	88.9064	3486494	5.3201
501 to 1000	2073	5.5388	1647834	2.5145
1001 to 2000	1098	2.9337	1657272	2.5289
2001 to 3000	367	0.9806	944660	1.4415
3001 to 4000	176	0.4702	627296	0.9572
4001 to 5000	120	0.3206	557255	0.8503
5001 to 10000	166	0.4435	1199017	1.8296
Above 10000	152	0.4061	55414222	84.5579
Grand Total	37427	100.0000	65534050	100.0000
Distribution Schedule as on 31/12/2024				
Notional Value of (Rs.)	No of Holders	% age	Amount (Rs.)	% age
Upto 5000	36634	97.8812	14442372	11.0190
5001 to 10000	475	1.2691	3399250	2.5935
10001 to 20000	166	0.4435	2398034	1.8296
20001 to 30000	50	0.1336	1218744	0.9299
30001 to 40000	20	0.0534	710034	0.5417
40001 to 50000	18	0.0481	813676	0.6208
50001 to 100000	28	0.0748	1927908	1.4709
Above 100000	36	0.0962	106158082	80.9946
Grand Total	37427	100.0000	131068100	100.0000

MANAKSIA LIMITED

(Signature)
Company Secretary

MANAKSIA FERRO INDUSTRIES LIMITED (CIN:U27100WB2010PLC144410)						
Shareholding Summary as on 31/12/2024						
	As per Folio/Client Id				As per PAN	
Form	No of Records	% to Total Records	No of Shares	% to Total Shares	No of Records	No of Shares
PHYSICAL	141	0.3681	141	0.0002	89	141
NSDL	12883	33.6353	57386704	87.5678	12701	57386704
CDSL	25278	65.9966	8147205	12.4320	24896	8147205
TOTAL	38302	100.0000	65534050	100.0000	37686	65534050
Total No of Shareholders as per PAN Clubbed 37439						

MANAKSIA LIMITED

 Company Secretary