



# S K AGRAWAL AND CO CHARTERED ACCOUNTANTS LLP

(FORMERLY S K AGRAWAL AND CO)  
CHARTERED ACCOUNTANTS  
LLPIN – AAV-2926  
FRN- 306033E/E300272

SUITE NOS : 606-608  
THE CHAMBERS, OPP. GITANJALI STADIUM  
1865, RAJDANGA MAIN ROAD, KASBA  
KOLKATA - 700 107  
PHONE : 033-4008 9902 / 9903 / 9904 / 9905  
Website : [www.skagrawal.co.in](http://www.skagrawal.co.in)  
EMAIL : [Info@skagrawal.co.in](mailto:Info@skagrawal.co.in)

## INDEPENDENT AUDITOR'S REPORT

To the Members of **Mark Steels Limited**

### Report on the Audit of the Ind AS Financial Statements

#### Opinion

We have audited the financial statements of **Mark Steels Limited** ("the Company"), which comprises the Balance sheet as at 31<sup>st</sup> March 2023, and the Statement of Profit and Loss (Including Other Comprehensive Income), Cash Flow Statement and the Statement of changes in equity for the year then ended, and notes to the financial statements, including a summary of significant accounting policies and other explanatory information for the year ended on that date (hereinafter referred to as "Ind AS financial statements").

In our opinion and to the best of our information and according to the explanations given to us, the aforesaid Ind AS financial statements give the information required by the Companies Act, 2013("the Act") in the manner so required and give a true and fair view in conformity with the Indian Accounting Standards prescribed under section 133 of the Act read with the Companies (Indian Accounting Standards) Rules, 2015, as amended, ("Ind AS") and other accounting principles generally accepted in India, of the state of affairs of the Company as at March 31, 2023, and its profit (including other comprehensive income) and its cash flows and the changes in equity for the year ended on that date.

#### Basis for Opinion

We conducted our audit in accordance with the Standards on Auditing (SAs) specified under section 143(10) of the Act. Our responsibilities under those Standards are further described in the Auditor's Responsibilities for the Audit of the Financial Statements section of our report. We are independent of the Company in accordance with the Code of Ethics issued by the Institute of Chartered Accountants of India together with the ethical requirements that are relevant to our audit of the financial statements under the provisions of the Companies Act, 2013 and the Rules made thereunder, and we have fulfilled our other ethical responsibilities in accordance with these requirements and the Code of Ethics. We believe that the audit evidence we have obtained is sufficient and appropriate to provide a basis for our opinion on financial Statements.

#### Information Other than the Financial Statements and Auditor's Report Thereon

The Company's Board of Directors is responsible for the preparation of the other information. The other information comprises the information included in the Board's Report including Annexures to Board's Report and Shareholder's Information but does not include the financial statements and our auditor's report thereon.

Our opinion on the financial statements does not cover the other information and we do not express any form of assurance conclusion thereon.

In connection with our audit of the financial statements, our responsibility is to read the other information identified above and, in doing so, consider whether the other information is materially inconsistent with the financial statements or our knowledge obtained in the audit or otherwise appears to be materially misstated.

If, based on the work we have performed, we conclude that there is a material misstatement of this other information, we are required to report that fact. We have nothing to report in this regard.

#### Responsibility of the Management for the Ind AS financial statements

The Company's Board of Directors is responsible for the matters stated in section 134(5) of the Act with respect to the preparation of these Ind AS financial statements that gives a true and fair view of the financial position, financial performance, changes in equity and cash flows of the Company in accordance with the accounting principles generally accepted in India, including the Indian Accounting Standards (Ind AS) prescribed under section 133 of the Act.

This responsibility also includes maintenance of adequate accounting records in accordance with the provisions of the Act for safeguarding the assets of the Company and for preventing and detecting frauds and other irregularities; selection and application of appropriate accounting policies; making judgments and estimates that are reasonable and prudent; and design, implementation and maintenance of adequate internal financial controls that were operating effectively for ensuring the accuracy and completeness of the accounting records, relevant to the preparation and presentation of the Ind AS financial statements that gives a true and fair view and are free from material misstatement, whether due to fraud or error.





## Independent Auditor's Report (Contd.)

In preparing the financial statements, management is responsible for assessing the Company's ability to continue as a going concern, disclosing, as applicable, matters related to going concern and using the going concern basis of accounting unless management either intends to liquidate the Company or to cease operations, or has no realistic alternative but to do so.

The Board of Directors are also responsible for overseeing the company's financial reporting process.

### Auditor's Responsibilities for the Audit of Ind AS Financial Statements

Our objectives are to obtain reasonable assurance about whether the Ind AS financial statements as a whole are free from material misstatement, whether due to fraud or error, and to issue an auditor's report that includes our opinion. Reasonable assurance is a high level of assurance but is not a guarantee that an audit conducted in accordance with SAs will always detect a material misstatement when it exists. Misstatements can arise from fraud or error and are considered material if, individually or in the aggregate, they could reasonably be expected to influence the economic decisions of users taken on the basis of these Ind AS financial statements.

As part of an audit in accordance with SAs, we exercise professional judgment and maintain professional skepticism throughout the audit. We also:

- Identify and assess the risks of material misstatement of the Ind AS financial statements, whether due to fraud or error, design and perform audit procedures responsive to those risks, and obtain audit evidence that is sufficient and appropriate to provide a basis for our opinion. The risk of not detecting a material misstatement resulting from fraud is higher than for one resulting from error, as fraud may involve collusion, forgery, intentional omissions, misrepresentations, or the override of internal control.
- Obtain an understanding of internal controls relevant to the audit in order to design audit procedures that are appropriate in the circumstances. Under section 143(3)(i) of the Companies Act, 2013 we are also responsible for expressing our opinion on whether the company has adequate internal financial control system in place and the operating effectiveness of such controls.
- Evaluate the appropriateness of accounting policies used and the reasonableness of accounting estimates and related disclosures made by management.
- Conclude on the appropriateness of management's use of the going concern basis of accounting and, based on the audit evidence obtained, whether a material uncertainty exists related to events or conditions that may cast significant doubt on the ability of the Company to continue as a going concern. If we conclude that a material uncertainty exists, we are required to draw attention in our auditor's report to the related disclosures in the Ind AS financial statements or, if such disclosures are inadequate, to modify our opinion. Our conclusions are based on the audit evidence obtained up to the date of our auditor's report. However, future events or conditions may cause the Company to cease to continue as a going concern.
- Evaluate the overall presentation, structure and content of the Ind AS financial statements, including the disclosures, and whether the Ind AS financial statements represent the underlying transactions and events in a manner that achieves fair presentation.

We communicate with those charged with governance regarding, among other matters, the planned scope and timing of the audit and significant audit findings, including any significant deficiencies in internal control that we identify during our audit.

We also provide those charged with governance with a statement that we have complied with relevant ethical requirements regarding independence, and to communicate with them all relationships and other matters that may reasonably be thought to bear on our independence, and where applicable, related safeguards.

### Report on Other Legal and Regulatory Requirements

1. As required by the Companies (Auditor's Report) Order, 2020 ("the Order") issued by the Central Government of India in terms of sub-section (11) of Section 143 of the Act, we give in the "Annexure A" a statement on the matters specified in paragraphs 3 and 4 of the Order, to the extent applicable.
2. As required by Section 143(3) of the Act, we report that:
  - a. We have sought and obtained all the information and explanations which to the best of our knowledge and belief were necessary for the purposes of our audit;
  - b. In our opinion proper books of account as required by law have been kept by the Company so far as appears from our examination of those books;



## Independent Auditor's Report (Contd.)

- c. The Balance Sheet, the Statement of Profit and Loss including Other Comprehensive Income, the Statement of Changes in Equity and the Statements of Cash Flows dealt with by this report are in agreement with the books of account;
- d. In our opinion, the Balance sheet, the Statement of Profit and Loss including Other Comprehensive Income, the Statement of changes in Equity and the Statement of Cash flows comply with the Indian Accounting Standards (Ind AS) specified under section 133 of the Act read with rule 7 of the Companies(Accounts) Rules,2014;
- e. On the basis of the written representations received from the directors as on March 31, 2023 and taken on record by the Board of Directors, none of the directors is disqualified as on March 31, 2023, from being appointed as a director in terms of section 164 (2) of the Act;
- f. With respect to the adequacy of the internal financial controls over financial reporting of the Company and the operating effectiveness of such controls, refer to our separate Report in "Annexure B".
- g. With respect to the other matters to be included in the Auditor's Report in accordance with the requirements of section 197(16) of the Act, as amended:

In our opinion and to the best of our information and according to the explanations given to us, the remuneration paid by the Company to its directors during the year is in accordance with the provisions of section 197 of the Act.

- h. With respect to the other matters to be included in the Auditor's Report in accordance with Rule 11 of the Companies (Audit and Auditors) Rules, 2014, in our opinion and to the best of our information and according to the explanations given to us:
  - i. The Company has disclosed the impact of pending litigations on its financial position in its financial statements- Refer to Note 36 to the Ind AS financial statements;
  - ii. The Company did not have any long-term contracts including derivative contracts for which there were any material foreseeable losses;
  - iii. There were no amounts which were required to be transferred to the Investor Education and Protection Fund by the Company.
  - iv. a) The Management has represented that, to the best of its knowledge and belief, no funds (which are material either individually or in the aggregate) have been advanced or loaned or invested (either from borrowed funds or share premium or any other sources or kind of funds) by the Company to or in any other person or entity, including foreign entity ("Intermediaries"), with the understanding, whether recorded in writing or otherwise, that the Intermediary shall, whether, directly or indirectly lend or invest in other persons or entities identified in any manner whatsoever by or on behalf of the Company ("Ultimate Beneficiaries") or provide any guarantee, security or the like on behalf of the Ultimate Beneficiaries;
  - b) The Management has represented, that, to the best of its knowledge and belief, no funds (which are material either individually or in the aggregate) have been received by the Company from any person or entity, including foreign entity ("Funding Parties"), with the understanding, whether recorded in writing or otherwise, that the Company shall, whether, directly or indirectly, lend or invest in other persons or entities identified in any manner whatsoever by or on behalf of the Funding Party ("Ultimate Beneficiaries") or provide any guarantee, security or the like on behalf of the Ultimate Beneficiaries.
  - c) Based on the audit procedures that have been considered reasonable and appropriate in the circumstances, nothing has come to our notice that has caused us to believe that the representations under sub-clause (i) and (ii) of Rule 11(e), as provided under (a) and (b) above, contain any material misstatement.
- v. The Company has not declared and paid dividend during the year.



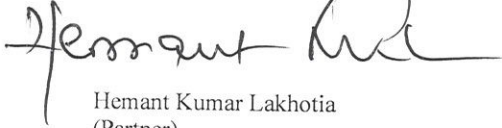


**Independent Auditor's Report (Contd.)**

---

- vi. Proviso to Rule 3(1) of the Companies (Accounts) Rules, 2014 for maintaining books of account using accounting software which has a feature of recording audit trail(edit log) facility is applicable to the Company with effect from April 1, 2023, and accordingly, reporting under Rule 11(g) of Companies (Audit and Auditors) Rules, 2014 is not applicable for the financial year ended March 31, 2023.

For **S K AGRAWAL AND CO**  
**CHARTERED ACCOUNTANTS LLP**  
Chartered Accountants  
Firm Registration No.-306033E/E300272



Hemant Kumar Lakhotia  
(Partner)  
Membership No. 068851  
UDIN: 23068851BGVKY11142

Place: Kolkata  
Dated: 25<sup>th</sup> May, 2023





## Independent Auditor's Report (Contd.)

### Annexure A referred to in paragraph under the heading "Report on other legal and regulatory requirements" of our report of even date

In terms of the information and explanations sought by us and given by **Mark Steels Limited (The Company)** and the books of account and records examined by us in the normal course of audit and to the best of our knowledge and belief, we state that:


- (i) (a) (A) The Company has maintained proper records showing full particulars, including quantitative details and situation of Property, Plant & Equipment.  
(B) The Company does not have any intangible asset and hence reporting under clause 3(i)(a)(B) is not applicable.
- (b) All Property, Plant and Equipment have not been physically verified by the management during the year but there is a regular programme of verification of all the Property, Plant and Equipment over a period of three years which, in our opinion, is reasonable having regard to the size of the Company and the nature of its assets. No material discrepancies were noticed on such verification.
- (c) The title deed of the immovable property, as disclosed in Note 3 on Property, plant and equipment to the standalone financial statements, are held in the name of the Company.
- (d) The Company has not revalued any of its Property, Plant and Equipment during the year.
- (e) No proceedings have been initiated during the year or are pending against the Company as at March 31, 2023 for holding any benami property under the Benami Transactions (Prohibition) Act, 1988 (as amended in 2016) and rules made thereunder.
- ii. (a) The inventories have been physically verified during the year by the management at regular intervals. In our opinion and according to the information and explanations given to us, the coverage and procedure of such verification is commensurate with the size of the Company and no discrepancies of 10% or more in aggregate for each class of inventory were noticed by the Company.
- (b) As disclosed in Note 43 of the financial statements, the Company has been sanctioned working capital limits in excess of Rs. five crores in aggregate from banks during the year on the basis of security of current assets of the Company. Based on the records examined by us in the normal course of audit of the financial statements, the statements filed by the Company at the end of the quarter with such banks are not in agreement with the books of accounts of the Company and the details are as follows:

Amount in lakhs				
Quarter	Particulars of Security Provided	Amount as per Books of Account	Amount as reported in the statement	Amount of Difference *
March'23	Inventory	413.07	450.50	-37.43
	Trade Receivables	207.17	230.72	-23.55
	Trade Payables #	815.04	315.13	499.91
December'22	Inventory	1,957.62	1,942.31	15.31
	Trade Receivables	314.95	352.81	-37.86
	Trade Payables #	978.32	861.13	117.19
September'22	Trade Payables #	862.43	375.12	487.31
June'22	Inventory	1,704.05	1,691.00	3.99
	Trade Payables #	907.07	997.90	-90.83

\*The statements submitted to banks at the end of the quarter were prepared and filed before the completion of all financial statement closure activities including Ind AS related adjustments / reclassifications & regrouping as applicable, which led to these differences between the final books of accounts and the statements submitted to banks based on provisional books of accounts.

#Advance to supplier and advance from customer has been net off while filing the statement to banks.

- iii. The Company has not granted any loans, or advance in nature of loan, stood guarantee, or provided security to any other entity. Accordingly, paragraph 3(iii)(a), 3(iii)(b), 3(iii)(c), 3(iii)(d), 3(iii)(e) and 3(iii)(f) of the Order is not applicable to the Company.



## Independent Auditor's Report (Contd.)

- iv. The Company has not given any loans, guarantees or security or made any investments to which provisions of sections 185 and 186 of the Companies Act, 2013 is applicable, and accordingly reporting under clause (iv) of the Order is not applicable.
- v. The Company has not accepted any deposits or amounts which are deemed to be deposits under the provisions of Sections 73 to Section 76 of the Companies Act, 2013 during the year. Hence, the provisions of Clause (v) of the Order are not applicable to the Company.
- vi. We have broadly reviewed the books of accounts maintained by the Company pursuant to the rules prescribed by the Central Government for maintenance of cost records under Section 148 of the Companies Act, 2013, and are of the opinion that prima-facie the prescribed records have been made and maintained. We have, however, not made a detailed examination of the records with a view to determine whether they are accurate or complete.
- vii. According to the information and explanations given to us in respect of statutory dues:

- (a) The Company has generally been regular in depositing undisputed statutory dues, including Goods and Service Tax, Provident Fund, Employees' State Insurance, Income Tax, Service Tax, Sales Tax, Value Added Tax, duty of Custom, duty of Excise, Cess, and any other statutory dues with the appropriate authorities during the year. According to the information and explanations given to us, no undisputed amounts other than those mentioned below are payable in respect of the aforesaid dues were outstanding as at 31st March, 2023 for a period of more than six months from the date they became payable.

Name of the Statute	Nature of the Dues	Amount (Rs.)	Period to which the amount relates	Due Date	Date of Payment	Remarks, if any
The Provident Fund Act, 1925	Provident Fund	42,854	May 2022 – Sept 2022	Till 15 <sup>th</sup> day of the next month	N/A	PF Account of Employees is not linked with Aadhar.

- (b) There are no dues of service tax, sales tax, duty of excise and value added tax which have not been deposited with the appropriate authorities on account of any dispute. However, according to information and explanations given to us, the following dues of entry tax, income tax and ESI have not been deposited by the Company on account of disputes:

Name of the Statute	Nature of the dues	Amount Rs. (in Lacs)	Period to which the amount relates	Forum where dispute is pending
West Bengal Entry Tax Act	Entry Tax Demand	337.70	2012-2013 to 2016-2017	In the High Court of Kolkata
Income Tax Act, 1961	Income Tax	46.52	2010-2011	In the Commissioner of Income Tax (Appeals)
ESI Act, 1948	ESI Contribution	3.02	January 2011 to February 2015	Employees' Insurance Court

- viii. The Company has not surrendered or disclosed any transaction, previously unrecorded in the books of account, in the tax assessments under the Income Tax Act, 1961 as income during the year. Accordingly, the requirement to report on clause 3(viii) of the Order is not applicable to the Company.
- ix. (a) The Company has not defaulted in the repayment of loans or borrowings or in the payment of interest thereon to any lender.
- (b) The Company has not been declared wilful defaulter by any bank or financial institution or other lender.





## Independent Auditor's Report (Contd.)

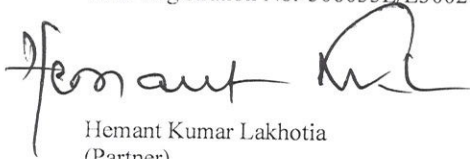
- (c) The term loans were applied for the purpose for which they were raised.
- (d) On an overall examination of the financial statements of the Company, funds raised on short-term basis have, prima facie, not been used during the year for long-term purposes by the Company.
- (e) The Company does not have any subsidiaries, associates or joint ventures. Hence reporting under clause 3(ix)(e) is not applicable.
- (f) The Company does not have any subsidiaries, associates or joint ventures. Hence reporting under clause 3(ix)(f) is not applicable.
- x. (a) The Company has not raised any money during the year by way of initial public offer / further public offer (including debt instruments) hence, the requirement to report on clause 3(x)(a) of the Order is not applicable to the Company.
- (b) The Company has not made any preferential allotment or private placement of shares /fully or partially or optionally convertible debentures during the year under audit and hence, the requirement to report on clause 3(x)(b) of the Order is not applicable to the Company.
- xi. (a) No material fraud by the Company or on the Company has been noticed or reported during the year.
- (b) According to the information and explanations given by the management, during the year, no report under sub-section (12) of section 143 of the Companies Act has been filed by the auditors in Form ADT-4 as prescribed under rule 13 of The Companies (Audit and Auditor) Rules, 2014 with the Central Government.
- (c) As represented to us by the management, there are no whistle blower complaints received by the Company during the year.
- xii. The Company is not a Nidhi Company as per the provisions of the Companies Act, 2013. Therefore, the requirement to report on clause 3(xii) of the Order is not applicable to the Company.
- xiii. According to the information and explanations given by the management, transactions with the related parties are in compliance with section 177 and 188 of Companies Act, 2013 where applicable and the details have been disclosed in the notes to the standalone financial statements, as required by the applicable accounting standards.
- xiv. (a) In our opinion and according to the information and explanation given to us, the internal audit system of the Company is commensurate with the size and nature of its business.
- (b) The internal audit reports of the Company issued till the date of the audit report, for the period under audit have been considered by us.
- xv. According to information and explanations given by the management, the Company has not entered into any non-cash transactions with directors or persons connected with him as referred to in section 192 of Companies Act, 2013.
- xvi. (a) The provisions of section 45-IA of the Reserve Bank of India Act, 1934 (2 of 1934) are not applicable to the Company. Accordingly, the requirement to report on clause (xvi)(a) of the Order is not applicable to the Company.
- (b) The Company is not engaged in any Non-Banking Financial or Housing Finance activities. Accordingly, the requirement to report on clause (xvi)(b) of the Order is not applicable to the Company.
- (c) The Company is not a Core Investment Company as defined in the regulations made by Reserve Bank of India. Accordingly, the requirement to report on clause 3(xvi)(c) of the Order is not applicable to the Company.
- (d) Based on the information and explanations provided by the management of the Company, the Group does not have any CICs as part of the Group. Accordingly, the reporting under Clause 3(xvi)(d) of the Order is not applicable.



## Independent Auditor's Report (Contd.)

- xvii. The Company has not incurred cash losses during the financial year under audit and the immediately preceeding financial year.
- xviii. There has been no resignation of the statutory auditors of the Company during the year and accordingly requirement to report on Clause 3(xviii) of the Order is not applicable to the Company.
- xix. On the basis of the financial ratios, ageing and expected dates of realisation of financial assets and payment of financial liabilities, other information accompanying the financial statements and our knowledge of the Board of Directors and Management plans and based on our examination of the evidence supporting the assumptions, nothing has come to our attention, which causes us to believe that any material uncertainty exists as on the date of the audit report indicating that Company is not capable of meeting its liabilities existing at the date of balance sheet as and when they fall due within a period of one year from the balance sheet date. We, however, state that this is not an assurance as to the future viability of the Company. We further state that our reporting is based on the facts up to the date of the audit report and we neither give any guarantee nor any assurance that all liabilities falling due within a period of one year from the balance sheet date, will get discharged by the Company as and when they fall due.
- xx. As disclosed in Note 34 of the financial statements, there are no unspent amount which is required to be transferred in compliance with Section 135(5) and 135(6) of the Companies Act, 2013.
- xxi. The Company does not have any subsidiaries, Associates or Joint venture and as such the Company is not required to prepare consolidated financial statements. Hence, paragraph 3(xxi) of the Order is not applicable.

For **S K AGRAWAL AND CO**  
**CHARTERED ACCOUNTANTS LLP**  
Chartered Accountants  
Firm Registration No.-306033E/E300272



Hemant Kumar Lakhotia  
(Partner)  
Membership No. 068851  
UDIN: 23068851BGVKYI1142

Place: Kolkata  
Dated: 25<sup>th</sup> May, 2023





**Annexure -B to the Independent Auditors' Report**

**Report on the Internal Financial Controls under Clause (i) of Sub-section 3 of Section 143 of the Companies Act, 2013 ("the Act")**

We have audited the internal financial controls over financial reporting of **Mark Steels Limited** ("the Company") as of 31st March 2023 in conjunction with our audit of the Ind AS financial statements of the Company for the year ended on that date.

**Management's Responsibility for Internal Financial Controls**

The Company's management is responsible for establishing and maintaining internal financial controls based on the internal control over financial reporting criteria established by the Company considering the essential components of internal control stated in the Guidance Note on Audit of Internal Financial Controls over Financial Reporting issued by the Institute of Chartered Accountants of India ('ICAI'). These responsibilities include the design, implementation and maintenance of adequate internal financial controls that were operating effectively for ensuring the orderly and efficient conduct of its business, including adherence to company's policies, the safeguarding of its assets, the prevention and detection of frauds and errors, the accuracy and completeness of the accounting records, and the timely preparation of reliable financial information, as required under the Companies Act, 2013.

**Auditors' Responsibility**

Our responsibility is to express an opinion on the Company's internal financial controls over financial reporting based on our audit. We conducted our audit in accordance with the Guidance Note on Audit of Internal Financial Controls over Financial Reporting (the "Guidance Note") and the Standards on Auditing, issued by ICAI and deemed to be prescribed under section 143(10) of the Companies Act, 2013, to the extent applicable to an audit of internal financial controls, both applicable to an audit of Internal Financial Controls and, both issued by the Institute of Chartered Accountants of India. Those Standards and the Guidance Note require that we comply with ethical requirements and plan and perform the audit to obtain reasonable assurance about whether adequate internal financial controls over financial reporting was established and maintained and if such controls operated effectively in all material respects.

Our audit involves performing procedures to obtain audit evidence about the adequacy of the internal financial controls system over financial reporting and their operating effectiveness. Our audit of internal financial controls over financial reporting included obtaining an understanding of internal financial controls over financial reporting, assessing the risk that a material weakness exists, and testing and evaluating the design and operating effectiveness of internal control based on the assessed risk. The procedures selected depend on the auditor's judgment, including the assessment of the risks of material misstatement of the financial statements, whether due to fraud or error.

We believe that the audit evidence we have obtained is sufficient and appropriate to provide a basis for our audit opinion on the Company's internal financial controls system over financial reporting.

**Meaning of Internal Financial Controls over Financial Reporting**

A company's internal financial control over financial reporting is a process designed to provide reasonable assurance regarding the reliability of financial reporting and the preparation of financial statements for external purposes in accordance with generally accepted accounting principles. A company's internal financial control over financial reporting includes those policies and procedures that (1) pertain to the maintenance of records that, in reasonable detail, accurately and fairly reflect the transactions and dispositions of the assets of the company; (2) provide reasonable assurance that transactions are recorded as necessary to permit preparation of financial statements in accordance with generally accepted accounting principles, and that receipts and expenditures of the company are being made only in accordance with authorization of management and directors of the company; and (3) provide reasonable assurance regarding prevention or timely detection of unauthorized acquisition, use, or disposition of the company's assets that could have a material effect on the financial statements.



## Independent Auditor's Report (Contd.)

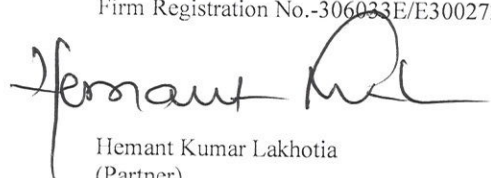
### Inherent Limitations of Internal Financial Controls over Financial Reporting

Because of the inherent limitations of internal financial controls over financial reporting, including the possibility of collusion or improper management override of controls, material misstatements due to error or fraud may occur and not be detected. Also, projections of any evaluation of the internal financial controls over financial reporting to future periods are subject to the risk that the internal financial control over financial reporting may become inadequate because of changes in conditions, or that the degree of compliance with the policies or procedures may deteriorate.

### Opinion


In our opinion, to the best of our information and according to the explanations given to us, the Company has, in all material respects, an adequate internal financial controls system over financial reporting and such internal financial controls over financial reporting were operating effectively as at 31 March 2023, based on the internal control over financial reporting criteria established by the Company considering the essential components of internal control stated in the Guidance Note on Audit of Internal Financial Controls Over Financial Reporting issued by the Institute of Chartered Accountants of India.

For **S K AGRAWAL AND CO**  
**CHARTERED ACCOUNTANTS LLP**  
Chartered Accountants  
Firm Registration No.-306033E/E300272



Hemant Kumar Lakhotia  
(Partner)  
Membership No. 068851  
UDIN: 23068851BGVKY11142

Place: Kolkata  
Dated: 25<sup>th</sup> May, 2023





**MARK STEELS LIMITED**  
Balance Sheet as at March 31, 2023

Particulars	Notes	As at March 31, 2023 Rs. In Lacs	As at March 31, 2022 Rs. In Lacs
<b>ASSETS</b>			
<b>1 Non-current assets</b>			
(a) Property, plant and equipment	3	1,298.31	1,333.49
(b) Capital Work in Progress	3	19.56	19.56
(c) Financial Assets			
(i) Investments	4	123.58	118.38
(ii) Other financial assets	5	37.93	11.12
		<b>1,479.38</b>	<b>1,482.55</b>
<b>2 Current assets</b>			
(a) Inventories	6	2,666.05	1,574.75
(b) Financial Assets			
(i) Investments	7	3,821.08	4,028.76
(ii) Trade receivables	8	207.17	487.62
(iii) Cash and Cash equivalents	9	552.17	826.21
(iv) Other Bank Balances	10	44.77	67.45
(v) Other financial assets	11	10.44	10.97
(c) Current Tax assets (Net)	12	7.54	-
(d) Other current assets	13	1,206.13	1,694.62
		<b>8,515.35</b>	<b>8,690.37</b>
<b>Total Assets</b>		<b>9,994.73</b>	<b>10,172.92</b>
<b>EQUITY AND LIABILITIES</b>			
<b>3 EQUITY</b>			
(a) Share Capital	14	428.57	428.57
(b) Other Equity	15	8,246.18	7,922.24
<b>Total Equity</b>		<b>8,674.75</b>	<b>8,350.81</b>
<b>LIABILITIES</b>			
<b>4 Non-current Liabilities</b>			
(a) Financial Liabilities			
(i) Borrowings	16	-	1.75
(b) Provisions	17	115.86	101.14
(c) Deferred tax liabilities (Net)	18	173.21	168.90
		<b>289.07</b>	<b>271.79</b>
<b>5 Current Liabilities</b>			
(a) Financial Liabilities			
(i) Borrowings	19	1.74	105.05
(ii) Trade Payables	20		
A) total outstanding dues of micro enterprises and small enterprises; and			
B) total outstanding dues of creditors other than micro enterprises and small enterprises		815.04	883.96
(iii) Other financial liabilities	21	32.69	32.81
(b) Other Current Liabilities	22	181.45	312.86
(c) Current Tax Liabilities	23	-	215.64
		<b>1,030.92</b>	<b>1,550.32</b>
<b>Total Liabilities</b>		<b>1,319.99</b>	<b>1,822.11</b>
<b>Total equity and liabilities</b>		<b>9,994.73</b>	<b>10,172.92</b>

Summary of Significant Accounting Policies 1 & 2  
Notes on Financial Statements 3-47  
The accompanying notes are an integral part of the financial statements

As per our Report attached of even date  
For S K AGRAWAL AND CO  
CHARTERED ACCOUNTANTS LLP  
Chartered Accountants  
Firm Regn. No. 306033E/E300272


For and on Behalf of the Board of Directors

Hemant Kumar Lakhotia  
(Partner)

Membership No. 068851  
Kolkata, 25th day of May, 2023

Vineet Agarwal  
Director  
DIN:00448079

Vineet Agarwal  
Director  
DIN:00441223



MARK STEELS LIMITED			For the year ended March 31, 2023 Rs. In Lacs	For the year ended March 31, 2022 Rs. In Lacs
Statement of Profit and Loss for the year ended March 31, 2023				
Particulars	Notes			
<b>I. Income</b>				
Revenue from Operations	24		19,707.51	19,343.72
Other Income	25		272.42	158.67
<b>Total Income</b>			<b>19,979.93</b>	<b>19,502.39</b>
<b>II. Expenses</b>				
Cost of raw materials consumed	26		17,827.70	15,975.41
Changes in inventories of finished goods	27		(183.00)	77.04
Employee benefits expense	28		527.10	521.72
Finance costs	29		4.61	10.41
Depreciation and amortization expense	3		105.99	102.26
Other expenses	30		1,233.84	1,357.99
<b>Total Expenses</b>			<b>19,516.24</b>	<b>18,044.83</b>
<b>III. Profit before tax ( I - II )</b>			<b>463.69</b>	<b>1,457.56</b>
<b>IV. Tax expenses</b>				
Current tax	32		123.50	390.00
Tax adjustment for earlier years	32		11.35	29.23
Deferred tax	32		4.45	(12.17)
<b>Total tax expenses</b>			<b>139.30</b>	<b>407.06</b>
<b>V. Profit for the period ( III - IV )</b>			<b>324.39</b>	<b>1,050.50</b>
<b>VI. Other Comprehensive Income</b>				
A (i) Items that will not be reclassified to profit or loss	31		(0.60)	2.52
(ii) Income tax relating to items that will not be reclassified to profit or loss	31		0.15	(0.63)
<b>Other Comprehensive Income for the period</b>			<b>(0.45)</b>	<b>1.89</b>
<b>VII. Total Comprehensive Income for the period ( V + VI )</b>			<b>323.94</b>	<b>1,052.39</b>
<b>VIII. Basic and diluted Earnings per equity share of face value of Rs. 10/- each</b>	35		<b>7.57</b>	<b>24.51</b>
Summary of Significant Accounting Policies	1 & 2			
Notes on Financial Statements	3-47			
The accompanying notes are an integral part of the financial statements				
As per our Report attached of even date				
For S K AGRAWAL AND CO				
CHARTERED ACCOUNTANTS LLP				
Chartered Accountants				
Firm Regn. No. 306033E/E300272				
Hemant Kumar Lakhotia (Partner) Membership No. 068851 Kolkata, 25th day of May, 2023			For and on Behalf of the Board of Directors  Umesh Kumar Jhunjhunwala Director DIN:00448079	
			Vineet Agarwal Director DIN:00441223	





**MARK STEELS LIMITED**
**Cash Flow Statement for the year ended March 31, 2023**

	Year ended March 31, 2023 Rs. in Lacs	Year ended March 31, 2022 Rs. in Lacs
<b>A. Cash Flow from Operating Activities</b>		
Profit / (Loss) before tax for the period	463.69	1,457.56
Adjustments for :		
Depreciation and Amortization Expense	105.99	102.26
Finance Costs	4.61	10.41
Interest Income	(5.02)	(4.89)
Net (Gain)/Loss on Fair Valuation of Mutual Fund Units	(60.95)	9.33
Net (Gain)/Loss on Sale/Redemption of Mutual Fund Units	(141.58)	(162.93)
Balances written-off/ (written back)	(64.87)	7.14
<b>Operating Profit/ (Loss) before changes in operating assets and liabilities</b>	<b>301.87</b>	<b>1,418.88</b>
Adjustments for changes in operating assets and liabilities:		
(Increase) in trade and other receivables	768.94	(312.07)
(Increase) / Decrease in Inventories	(1,091.30)	629.41
Increase/(Decrease) in trade and other payables	(186.33)	(245.88)
<b>Cash (used in) Operations</b>	<b>(206.82)</b>	<b>1,490.34</b>
Direct Taxes (paid)/ refund	(358.03)	(256.47)
<b>Net Cash (used in) Operating Activities</b>	<b>(564.85)</b>	<b>1,233.87</b>
<b>B. Cash Flow from Investing Activities</b>		
Purchase of property, plant and equipment and Capital Advance	(70.81)	(63.47)
Sale of property, plant and equipment	-	0.83
Interest Income	5.55	4.17
Decrease/(Increase) in term deposit	(4.13)	(3.64)
Sale / (Investments) in mutual fund	469.88	(927.16)
<b>Net Cash used from / (used in) Investing Activities</b>	<b>400.49</b>	<b>(989.27)</b>
<b>C. Cash Flow from Financing Activities</b>		
Proceeds/(Repayment) of non-current borrowings (net)	(1.75)	(4.78)
Proceeds/(Repayment) from current borrowings (net)	(103.31)	(12.37)
Finance Costs	(4.61)	(10.41)
<b>Net Cash used from / (used in) Financing Activities</b>	<b>(109.67)</b>	<b>(27.56)</b>
<b>Net increase / (decrease) in cash and cash equivalent (A + B + C)</b>	<b>(274.03)</b>	<b>217.04</b>
<b>D. Cash and cash equivalents</b>		
Net increase / (decrease) in cash and cash equivalent	(274.03)	217.04
Cash and cash equivalents at the beginning of the year	826.21	609.18
<b>Cash and cash equivalents at the end of the year</b>	<b>552.17</b>	<b>826.21</b>
(a) Cash and cash equivalents consist of cash on hand and balance with banks and deposits with banks.		
In Current Accounts	1.52	1.02
In Cash Credit Accounts	17.38	296.31
Cheques in hand	518.25	518.25
Cash on Hand	15.02	10.63
<b>Cash and cash equivalents as at year end</b>	<b>552.17</b>	<b>826.21</b>

- (b) The above Cash Flow Statement has been prepared under the 'Indirect Method' as set out in the Indian Accounting Standard on 'Statement of Cash Flows (Ind AS-7)' issued by The Institute of Chartered Accountants of India.

The accompanying Notes form an integral part of these Financial Statements.

As per our Report attached of even date

For S K AGRAWAL AND CO

CHARTERED ACCOUNTANTS LLP

Chartered Accountants

Firm Regn. No. 306033E/E300272

Hemant Kumar Lakhotia  
(Partner)

Membership No. 068851

Kolkata, 25th day of May, 2023

For and on Behalf of the Board of Directors

Umesh Kumar Jhunjhunwala

Director

DIN:00448079

Vineet Agarwal

Director

DIN:00441223



MARK STEELS LIMITED

Statement of Changes in Equity for the year ended 31st March 2023

(a) Equity Share Capital

Particulars	Number of Shares	Rs. In Lacs
Equity Shares of Rs. 10/- each issued, subscribed and fully paid up		
As at 31st March 2022	4,285,714.00	428.57
As at 31st March 2023	4,285,714.00	428.57

Note: There is no change in the equity share capital

(b) Other Equity

Rs, in Lacs

Particulars	Reserves and Surplus			Total
	Capital Reserve	Securities Premium Reserve	Retained Earnings	
Balance at 1st April 2021	250.00	1,221.43	5,398.42	6,869.85
Transfer/Adjustment during the period				
Profit / (Loss) for the period			1,050.50	1,050.50
Remeasurement of Net Defined benefit plans			1.89	1.89
Total Comprehensive Income for the period	-	-	1,052.39	1,052.39
Balance at 31st March 2022	250.00	1,221.43	6,450.81	7,922.24
Transfer/Adjustment during the period				
Profit / (Loss) for the period			324.39	324.39
Remeasurement of Net Defined benefit plans			(0.45)	(0.45)
Total Comprehensive Income for the period			323.94	323.94
Balance at 31st March 2023	250.00	1,221.43	6,774.75	8,246.18

Refer Note 15 for nature and purpose of reserves

Summary of Significant Accounting Policies 1 & 2

Notes on Financial Statements 3-47

The accompanying notes are an integral part of the financial statements

As per our Report attached of even date

For S K AGRAWAL AND CO

CHARTERED ACCOUNTANTS LLP


Chartered Accountants

Firm Regn. No. 306033E/E300272

*Hemant Kulkarni*  
Hemant Kumar Lakhotia  
(Partner)

Membership No. 068851

Kolkata, 25th day of May, 2023



For and on Behalf of the Board of Directors

*Vineet Agarwal*  
Vineet Agarwal  
Director  
DIN:00441223

*Umesh Kumar Jhunjhunwala*  
Umesh Kumar Jhunjhunwala  
Director  
DIN:00448079



**MARK STEELS LIMITED****Notes to Financial Statements as at and for the Year ended March 31, 2023****1. Company Overview**

Mark Steels Limited ('MSL' or 'the Company') having domicile presence in the State of West Bengal, India, has been incorporated under the Companies Act in the year 2001. The Company is primarily engaged in the manufacture and sale of Sponge Iron & M.S.Ingots

**2. Significant Accounting Policies****I) Basis of Preparation****(a) Statement of compliance**

These Financial statements are prepared in accordance with Indian Accounting Standards (Ind AS) notified under Companies (Indian Accounting Standards) Rules, 2015 (as amended from time to time) notified under Section 133 of the Companies Act, 2013 ('Act') and other relevant provisions of the Act, as applicable.

The financial statements are authorized for issue by the Board of Directors of the Company at their meeting held on May 25, 2023.

**(b) Functional and presentation currency**

These financial statements are presented in Indian Rupees (₹), which is also the Company's functional currency.

**(c) Basis of measurement**

These financial statements are prepared under the historical cost convention on the accrual basis except for Certain financial assets and liabilities measured at fair value (refer accounting policy regarding financial instruments).

**(d) Use of estimates and judgments**

The preparation of the Company's financial statements requires management to make judgments, estimates and assumptions that affect the reported amounts of revenues, expenses, assets and liabilities, and the accompanying disclosures, and the disclosure of contingent liabilities. Estimates and underlying assumptions are reviewed on an ongoing basis. Uncertainty about these assumptions and estimates could result in outcomes that require a material adjustment to the carrying amount of assets or liabilities affected in future periods. The application of accounting policies that require critical accounting estimates involving complex and subjective judgments and the use of assumptions in these financial statements have been disclosed below. Accounting estimates could change from period to period. Actual results could differ from those estimates. Appropriate changes in estimates are made as management becomes aware of changes in circumstances surrounding the estimates. The changes in the estimates are reflected in the financial statements in the period in which changes are made and, if material, their effects are disclosed in the notes to the financial statements.

**II) Revenue from contract with customer**

Revenue from contracts with customers is recognised when control of the goods or services are transferred to the customer at an amount that reflects the consideration to which the Company expects to be entitled in exchange for those goods or services. Revenue is measured at the fair value of the consideration received or receivable, net of returns, discounts, volume rebates, and goods and service tax. The Company recognises revenue when the amount of revenue can be reliably measured, it is probable that future economic benefits will flow to the Company regardless of when the payment is being made.

The specific recognition criteria described below must also be met before revenue is recognised.


**Sale of Products**

Revenue from sale of products is recognized when the Company transfers the control of goods to the customer as per the terms of contract. The Company considers whether there are other promises in the contract that are separate performance obligations to which a portion of the transaction price needs to be allocated. In determining the transaction price, the Company considers the effects of variable consideration, the existence of significant financing component, non-cash considerations and consideration payable to the customer (if any). In case of domestic sales, the company believes that the control gets transferred to the customer on dispatch of the goods from the factory and in case of exports, revenue is recognised on passage of control as per the terms of contract / incoterms.

Variable consideration in the form of volume rebates is recognised at the time of sale made to the customers and are offset against the amounts payable by them.

**Contract Balances****Trade Receivables**

A receivable represents the Company's right to an amount of consideration that is unconditional (i.e., only the passage of time is required before payment of the consideration is due).



**MARK STEELS LIMITED**

Notes to Financial Statements as at and for the Year ended March 31, 2023

**Refund Liabilities**

A refund liability is the obligation to refund some or all of the consideration received (or receivable) from the customer and is measured at the amount the Company ultimately expects it will have to return to the customer. The Company updates its estimates of refund liabilities (and the corresponding change in the transaction price) at the end of each reporting period.

Dividend income is recognized in Statement of Profit and Loss on the date on which the Company's right to receive payment is established. Interest income is recognized using the effective interest method.

All other income are recognized on accrual basis.

**III) Property, Plant & Equipment**

Property, plant and equipment are stated at acquisition cost, less accumulated depreciation and accumulated impairment loss, if any. The cost of Property, Plant & Equipment comprises of its purchase price, including import duties and other non-refundable taxes or levies and any directly attributable cost of bringing the asset to its working condition for its intended use. Interest and other financial charges on loans borrowed specifically for acquisition of capital assets are capitalised till the start of commercial production.

Depreciation is provided on the straight line method over the estimated useful lives of assets and are in line with the requirements of Part C of Schedule II of the Companies Act, 2013. The estimated useful lives are as follows :

Factory Building	30,60 Years
Plant & Equipment	15,25 Years
Electrical Installation	10 Years
Electric generator	15 Years
Computers	3,6 Years
Office Equipment	5 Years
Furniture & Fixtures	10 Years
Vehicles	8 Years

Advances paid towards the acquisition of property, plant and equipment outstanding at each balance sheet date are classified as 'Capital Advances' under 'Other Non-Current Assets' and the cost of assets not put to use before such date are disclosed under 'Capital Work in Progress'.

The residual values, useful lives and methods of depreciation of property, plant and equipment are reviewed at each financial year end and adjusted prospectively, if appropriate.

**IV) Intangible Assets**

Intangible Assets acquired separately are measured on initial recognition at cost. Intangible Assets acquired in a business combination is valued at their fair value at the date of acquisition. Following initial recognition, intangible assets are carried at cost less accumulated amortization and accumulated impairment losses, if any.

The useful lives of Intangible Assets are assessed as either finite or indefinite.

Intangible Assets with finite lives are amortized over the useful economic life and assessed for impairment whenever there is an indication that the intangible asset may be impaired. The amortization period and the amortization method for an Intangible Asset with a finite useful life are reviewed at the end of each reporting period. The amortization expense on Intangible Assets with finite lives is recognized in the Statement of Profit & Loss. The Company amortizes intangible assets over their estimated useful lives using the straight line method.


Intangible Assets with indefinite useful lives are not amortized, but are tested for impairment annually, either individually or at the cash-generating unit level. The assessment of indefinite life is reviewed annually to determine whether the indefinite life continues to be supportable. If not, the change in useful life from indefinite to finite is made on a prospective basis.

Gains or losses arising from derecognition of an intangible asset are measured as the difference between the net disposal proceeds and the carrying amount of the asset and are recognized in the Statement of Profit & Loss when the asset is derecognized.

**V) Inventories**

Inventories are valued at cost or net realisable value whichever is lower. Closing stock has been valued on "First in First Out" basis. Cost comprises expenditure incurred in the normal course of business in bringing such inventories to its location and includes, where applicable, appropriate overheads based on normal level of activity.

Net realisable value is the estimated selling price in the ordinary course of business, less estimated costs of completion and the estimated costs necessary to make the sale.





**MARK STEELS LIMITED**

Notes to Financial Statements as at and for the Year ended March 31, 2023

**VI) Financial Instruments****Initial recognition and measurement**

The Company recognizes financial assets and financial liabilities when it becomes a party to the contractual provisions of the instrument. All financial assets and liabilities are recognized at fair value on initial recognition, except for trade receivables which are initially measured at transaction price. Transaction costs that are directly attributable to the acquisition or issue of financial assets and financial liabilities, which are not at fair value through profit or loss, are added to the fair value on initial recognition. Regular way purchase and sale of financial assets are accounted for at trade date.

**Subsequent measurement****i. Non derivative financial instruments****a) Financial assets carried at amortized cost**

A financial asset is subsequently measured at amortized cost if it is held within a business model whose objective is to hold the asset in order to collect contractual cash flows and the contractual terms of the financial asset give rise on specified dates to cash flows that are solely payments of principal and interest on the principal amount outstanding.

**b) Financial assets at fair value through other comprehensive income**

A financial asset is subsequently measured at fair value through other comprehensive income if it is held within a business model whose objective is achieved by both collecting contractual cash flows and selling financial assets and the contractual terms of the financial asset give rise on specified dates to cash flows that are solely payments of principal and interest on the principal amount outstanding. The Company has made an irrevocable election for its investments which are classified as equity instruments to present the subsequent changes in fair value in other comprehensive income based on its business model.

**c) Financial assets at fair value through profit or loss**

A financial asset which is not classified in any of the above categories are subsequently fair valued through profit or loss.

**d) Financial liabilities**

Financial liabilities are subsequently carried at amortized cost using the effective interest method, except for contingent consideration recognized in a business combination which is subsequently measured at fair value through profit and loss. For trade and other payables maturing within one year from the Balance Sheet date, the carrying amounts approximate fair value due to the short maturity of these instruments.

**e) Investment in subsidiaries**

Investment in subsidiaries is carried at cost in the separate financial statements.

**ii. Derivative financial instruments**

The Company holds derivative financial instruments such as foreign exchange forward and option contracts to mitigate the risk of changes in exchange rates on foreign currency exposures. Such derivative financial instruments are initially recognized at fair value on the date on which a derivative contract is entered into and are subsequently re-measured at fair value through profit or loss and the resulting exchange gains or losses are included in other income.

**Derecognition of financial instruments**

The company derecognizes a financial asset when the contractual rights to the cash flows from the financial asset expire or it transfers the financial asset and the transfer qualifies for derecognition under Ind AS 109. A financial liability (or a part of a financial liability) is derecognized from the Company's Balance Sheet when the obligation specified in the contract is discharged or cancelled or expires.

**VII) Fair Value Measurement**

The Company uses valuation techniques that are appropriate in the circumstances and for which sufficient data are available to measure fair value, maximizing the use of relevant observable inputs and minimizing the use of unobservable inputs. All methods of assessing fair value result in general approximation of value, and such value may never actually be realized.

All assets and liabilities for which fair value is measured or disclosed in the financial statements are categorized within the fair value hierarchy, described as follows, based on the lowest level input that is significant to the fair value measurement as a whole:

- i) Level 1 — Quoted (unadjusted) market prices in active markets for identical assets or liabilities.
- ii) Level 2 — Valuation techniques for which the lowest level input that is significant to the fair value measurement is directly or indirectly observable.
- iii) Level 3 — Valuation techniques for which the lowest level input that is significant to the fair value measurement is unobservable.



**MARK STEELS LIMITED**

Notes to Financial Statements as at and for the Year ended March 31, 2023

**VIII) Impairment**

Impairment is recognized based on the following principles:

**Financial Assets**

The Company recognizes loss allowances using the Expected Credit Loss (ECL) model for the financial assets which are not fair valued through profit or loss. Loss allowance for trade receivables with no significant financing component is measured at an amount equal to life time ECL. For all other financial assets, expected credit losses are measured at an amount equal to the 12 month ECL, unless there has been a significant increase in credit risk from initial recognition in which case those are measured at life time ECL. The amount of expected credit losses (or reversal) that is required to adjust the loss allowance at the reporting date to the amount that is required to be recognized is recognized as an impairment gain or loss in profit or loss.

**Non-Financial Assets**

Goodwill and intangible assets that have an indefinite useful life are not subject to amortization and are tested annually for impairment, or more frequently if events or changes in circumstances indicate that they might be impaired. Other assets are tested for impairment whenever events or changes in circumstances indicate that the carrying amount may not be recoverable. An impairment loss is recognized for the amount by which the assets carrying amount exceeds its recoverable amount. The recoverable amount is the higher of an assets fair value less costs of disposal and value in use. For the purpose of assessing impairment, assets are grouped at the lowest level for which there are separately identifiable cash inflows which are largely independent of the cash inflows from other assets or groups of assets (cash-generating unit) Non-financial assets other than goodwill that suffered an impairment are reviewed for possible reversal of the impairment at the end of reporting period.

**IX) Provisions and Contingent Liabilities**

Provisions are recognised when the Company has a present obligation (legal or constructive) as a result of a past event, it is probable that an outflow of resources embodying economic benefits will be required to settle the obligation and a reliable estimate can be made of the amount of the obligation.

Contingent liabilities are disclosed when there is a possible obligation arising from past events, the existence of which will be confirmed only by the occurrence or non-occurrence of one or more uncertain future events not wholly within the control of the Company or a present obligation that arises from past events where it is either not probable that an outflow of resources will be required to settle the obligation or a reliable estimate of the amount cannot be made.

**X) Foreign Currency Transactions & Translations**

The functional currency of the Company is Indian Rupee. These Financial Statements are presented in Indian Rupee (rounded off to the nearest Lacs).

Transactions in foreign currencies entered into by the company are accounted at the exchange rates prevailing on the date of the transaction. Gains & losses arising on account of realization are accounted for in the Statement of Profit & Loss.

Monetary Assets & Liabilities in foreign currency that are outstanding at the yearend are translated at the yearend exchange rates and the resultant gain/loss is accounted for in the Statement of Profit & Loss.

**XI) Cash and Cash Equivalents**

Cash and Cash Equivalent in the balance sheet comprise cash at banks and on hand and short-term deposits with an original maturity of three months or less, which are subject to an insignificant risk of changes in value.

**XII) Employee Benefits****Defined Contribution Plan**

The Company makes contributions towards provident fund to the regulatory authorities to a defined contribution retirement benefit plan for qualifying employees, where the Company has no further obligations. Both the employees and the Company make monthly contributions to the Provident Fund Plan equal to a specified percentage of the covered employee's salary.

**Defined Benefit Plan**

Gratuity is paid to employees under the Payment of Gratuity Act 1972 through unfunded scheme. The Company's liability is actuarially determined using the Projected Unit Credit method at the end of the year in accordance with the provision of Ind AS 19 - Employee Benefits.

The Company recognizes the net obligation of the defined benefit plan in its balance sheet as an asset or liability. Gains and losses through re-measurements of the net defined benefit liability/(asset) are recognized in other comprehensive income and are not reclassified to profit or loss in subsequent periods.





**MARK STEELS LIMITED****Notes to Financial Statements as at and for the Year ended March 31, 2023**

The Company recognises the changes in the net defined benefit obligation like service costs comprising current service costs, past-service costs, gains and losses on curtailments and non-routine settlements and net interest expense or income, as an expense in the Statement of Profit and Loss.

Short term employee benefits are charged off at the undiscounted amount in the year in which the related services are rendered

**XIII) Borrowing Costs**

Borrowing costs directly attributable to the acquisition, construction or production of an asset that necessarily takes a substantial period of time to get ready for its intended use or sale are capitalised as part of the cost of the asset. All other borrowing costs are expensed in the period in which they occur. Borrowing costs consist of interest and other costs that an entity incurs in connection with the borrowing of funds. Borrowing cost also includes exchange differences to the extent regarded as an adjustment to the borrowing costs.

**XIV) Leases**

The company determines whether an arrangement contains a lease by assessing whether the fulfillment of a transaction is dependent on the use of a specific asset and whether the transaction conveys the right to control the use of that asset to the Company in return for payment.

**Company as a lessee**

The company applies a single recognition and measurement approach for all leases, except for short-term leases and leases of low-value assets. The company recognises lease liabilities to make lease payments and right-of-use assets representing the right to use the underlying assets.

**i) Right-of-use assets**

The Company recognises right-of-use assets at the commencement date of the lease (i.e., the date the underlying asset is available for use). Right-of-use assets are measured at cost, less any accumulated depreciation and impairment losses, and adjusted for any remeasurement of lease liabilities. The cost of right-of-use assets includes the amount of lease liabilities recognised, initial direct costs incurred, and lease payments made at or before the commencement date less any lease incentives received. Right-of-use assets are depreciated on a straight-line basis over the shorter of the lease term and the estimated useful lives of the assets, as follows:

- Leasehold Land is amortised over the period of lease ranging from 30 to 99 years.
- Building 3 to 15 years

If ownership of the leased asset transfers to the Company at the end of the lease term or the cost reflects the exercise of a purchase option, depreciation is calculated using the estimated useful life of the asset. The right-of-use assets are also subject to impairment.

**ii) Lease liabilities**

At the commencement date of the lease, the Company recognises lease liabilities measured at the present value of lease payments to be made over the lease term. The lease payments include fixed payments (including in substance fixed payments) less any lease incentives receivable, variable lease payments that depend on an index or a rate, and amounts expected to be paid under residual value guarantees. The lease payments also include the exercise price of a purchase option reasonably certain to be exercised by the Company and payments of penalties for terminating the lease, if the lease term reflects the Company exercising the option to terminate.

Variable lease payments that do not depend on an index or a rate are recognised as expenses (unless they are incurred to produce inventories) in the period in which the event or condition that triggers the payment occurs.

In calculating the present value of lease payments, the Company uses its incremental borrowing rate at the lease commencement date because the interest rate implicit in the lease is not readily determinable. After the commencement date, the amount of lease liabilities is increased to reflect the accretion of interest and reduced for the lease payments made. In addition, the carrying amount of lease liabilities is re-measured if there is a modification, a change in the lease term, a change in the lease payments (e.g., changes to future payments resulting from a change in an index or rate used to determine such lease payments) or a change in the assessment of an option to purchase the underlying asset. The Company's lease liabilities are included in Interest-bearing loans and borrowings.



**MARK STEELS LIMITED**

Notes to Financial Statements as at and for the Year ended March 31, 2023

**iii) Short-term leases and leases of low-value assets**

The Company applies the short-term lease recognition exemption to its short-term leases of machinery and equipment (i.e., those leases that have a lease term of 12 months or less from the commencement date and do not contain a purchase option). It also applies the lease of low-value assets recognition exemption to leases of office equipment that are considered to be low value. Lease payments on short-term leases and leases of low value assets are recognised as expense on a straight-line basis over the lease term.

**Company as a lessor**

Leases in which the Company does not transfer substantially all the risks and rewards incidental to ownership of an asset are classified as operating leases. Rental income arising is accounted for on a straight-line basis over the lease terms and is included in revenue in the statement of profit or loss due to its operating nature. Initial direct costs incurred in negotiating and arranging an operating lease are added to the carrying amount of the leased asset and recognised over the lease term on the same basis as rental income. Contingent rents are recognised as revenue in the period in which they are earned.

**XV) Government Grants**

The Company recognizes government grants only when there is reasonable assurance that the conditions attached to them shall be complied with and the grants will be received. Grants related to assets are treated as received from the cost of asset and are recognized as other income in the Statement of profit & loss on a systematic and rational basis over the useful life of the asset. Grants related to income are recognized on a systematic basis over the periods necessary to match them with the related costs which they are intended to compensate and are deducted from the expense in the statement of profit & loss.

**XVI) Income Taxes**

Income tax expense is recognized in the Statement of Profit & Loss except to the extent that it relates to items recognized directly in equity, in which case it is recognized in other comprehensive income. Provision for current tax is made at the current tax rates based on assessable income.


Deferred income tax assets and liabilities are recognized for all temporary differences arising between the tax bases of assets and liabilities and their carrying amounts in the Financial Statements except when the deferred income tax arises from the initial recognition of goodwill or an asset or liability in a transaction that is not a business combination and affects neither accounting nor taxable profit or loss at the time of the transaction. Deferred tax assets are reviewed at each reporting date and are reduced to the extent that it is no longer probable that the related tax benefit will be realized.

Deferred income tax assets and liabilities are measured using tax rates and tax laws that have been enacted or substantively enacted by the Balance Sheet date and are expected to apply to taxable income in the years in which those temporary differences are expected to be recovered or settled. The effect of changes in tax rates on deferred income tax assets and liabilities is recognized as income or expense in the period that includes the enactment or the substantive enactment date. A deferred income tax asset is recognized to the extent that it is probable that future taxable profit will be available against which the deductible temporary differences and tax losses can be utilized. Deferred income taxes are not provided on the undistributed earnings of subsidiaries and branches where it is expected that the earnings of the subsidiary or branch will not be distributed in the foreseeable future. The company offsets current tax assets and current tax liabilities, where it has a legally enforceable right to set off the recognized amounts and where it intends either to settle on a net basis, or to realize the asset and settle the liability simultaneously.

**XVII) Earnings per Share**

Basic earnings per share is computed by dividing the net profit for the period attributable to the equity shareholders of the Company by the weighted average number of equity shares outstanding during the period. The weighted average number of equity shares outstanding during the period is adjusted for events such as bonus issue, bonus element in a rights issue, share split, and reverse share split (consolidation of shares) that have changed the number of equity shares outstanding, without a corresponding change in resources.

For the purpose of calculating diluted earnings per share, the net profit for the period attributable to equity shareholders and the weighted average number of shares outstanding during the period is adjusted for the effects of all dilutive potential equity shares.





**MARK STEELS LIMITED****Notes to Financial Statements as at and for the Year ended March 31, 2023****XVIII) Current and Non-current classification**

The Company presents assets and liabilities in the Balance Sheet based on current/non-current classification.

An asset is classified as current when it is:

- i) expected to be realised or intended to be sold or consumed in the normal operating cycle,
- ii) held primarily for the purpose of trading,
- iii) expected to be realised within twelve months after the reporting period, or
- iv) cash or cash equivalents unless restricted from being exchanged or used to settle a liability for at least twelve months after the reporting period.

A liability is classified as current when it is:

- i) it is expected to be settled in the normal operating cycle,
- ii) it is due to be settled within twelve months after the reporting period, or
- iii) there is no unconditional right to defer settlement of the liability for at least twelve months after the reporting period.

All other liabilities are classified as non-current.

Deferred tax assets and liabilities are classified as noncurrent.

**XIX) Dividend**

Provision is made for the amount of any dividend declared, being appropriately authorised and no longer at the discretion of the entity, on or before the end of the reporting period but not distributed at the end of the reporting period.

**XX) Rounding of Amounts**

All amounts disclosed in the standalone Financial Statements and notes have been rounded off to the nearest Lacs (with two places of decimal) as per the requirement of Schedule III, unless otherwise stated.


**XXI) Recent Accounting Pronouncements**

Ministry of Corporate Affairs ("MCA") notifies new standards or amendments to the existing standards under Companies (Indian Accounting Standards) Rules as issued from time to time. On March 31, 2023, MCA amended the Companies (Indian Accounting Standards) Amendment Rules, 2023, as below. The effective date for adoption of this amendment is annual periods beginning on or after April 1, 2023.

**Ind AS 1 - Presentation of Financial Statements** - This amendment requires the entities to disclose their material accounting policies rather than their significant accounting policies. The Company has evaluated the amendment and the impact of the amendment is insignificant in the financial statements.

**Ind AS 8 - Accounting Policies, Changes in Accounting Estimates and Errors** - This amendment has introduced a definition of 'accounting estimates' and included amendments to Ind AS 8 to help entities distinguish changes in accounting policies from changes in accounting estimates. The Company has evaluated the amendment and there is no impact on its financial statements.

**Ind AS 12 - Income Taxes** - This amendment has narrowed the scope of the initial recognition exemption so that it does not apply to transactions that give rise to equal and offsetting temporary differences. The Company has evaluated the amendment and there is no impact on its financial statement.



MARK STEELS LIMITED									
Notes to financial statements as at and for the year ended March 31, 2023									
3. Property, Plant and Equipment									
a) As at March 31, 2023									
Particulars	Gross Carrying Value / Deemed Cost				Accumulated Depreciation / Amortisation			Rs. In Lacs	
	As at 1st April 2022	Additions	Disposal/ Adjustments/Sale	As at 31st Mar 2023	As at 1st April 2022	Deductions/ Adjustments/Sales	As at 31st Mar 2023	As at 31st Mar 2023	As at 31st Mar 2022
Property, Plant and Equipment ::									
a) Land	102.61	-	-	102.61	-	-	-	102.61	102.61
b) Factory Building	369.88	-	-	369.88	82.98	-	-	272.41	286.9
c) Plant & Equipment	1398.74	47.00	-	1,445.74	599.29	-	14.49	669.01	799.45
d) Electrical Installation	131.87	0.00	-	131.87	114.28	-	69.72	15.74	17.59
e) Electric Generator	43.15	0.00	-	43.15	35.13	-	1.85	36.66	8.02
f) Computers	4.46	1.10	-	5.56	2.54	-	1.53	6.49	1.92
g) Office Equipment	8.79	2.60	-	11.39	3.83	-	3.00	5.10	4.96
h) Furniture & Fixtures	3.66	0.19	-	3.85	0.96	-	1.27	6.29	2.7
i) Vehicles	141.5	19.92	-	161.42	32.16	-	0.27	112.86	109.34
	2204.66	70.81	-	2,275.47	871.17	-	105.99	977.16	1,333.49
Capital Working Progress	19.56	-	-	19.56	-	-	-	19.56	19.56
Total	2,224.22	70.81	-	2,295.03	871.17	-	105.99	977.16	1,353.05
b) As at March 31, 2022									
Particulars	Gross Carrying Value / Deemed Cost				Accumulated Depreciation / Amortisation			Rs. In Lacs	
	As at 1st April 2021	Additions	Disposal/ Adjustments	As at 31st Mar 2022	As at 1st April 2021	Deductions/ Adjustments	Charge for the year	Up to 31st Mar 2022	As at 31st March 2021
Property, Plant and Equipment									
a) Land	102.61	-	-	102.61	-	-	-	-	102.61
b) Factory Building	369.88	-	-	369.88	68.49	-	14.49	82.98	286.90
c) Plant & Equipment	1,392.06	6.68	-	1,398.74	530.11	-	69.18	599.29	861.95
d) Electrical Installation	131.87	-	-	131.87	112.43	-	1.85	114.28	19.44
e) Electric Generator	43.15	-	-	43.15	33.60	-	1.53	35.13	9.55
f) Computers	4.24	0.22	-	4.46	2.09	-	0.45	2.54	2.15
g) Office Equipment	8.26	0.53	-	8.79	3.03	-	0.80	3.83	5.23
h) Furniture & Fixtures	1.59	2.07	-	3.66	0.67	-	0.29	0.96	0.92
i) Vehicles	104.23	53.97	16.70	141.50	34.36	15.87	13.67	32.16	69.86
	2,157.89	63.47	16.70	2,204.66	784.78	15.87	102.26	871.17	1,373.10
Capital Work in Progress	19.56	-	-	19.56	-	-	-	-	19.56
Total	2,177.45	63.47	16.70	2,224.22	784.78	15.87	102.26	871.17	1,392.66
c) Capital Work-in-Progress ageing Schedule									
CWIP	31st March 2023				31st March 2022				Total
	Amount in CWIP for a period of				Amount in CWIP for a period of				
Projects in progress	Less than 1 Year	1-2 Years	2-3 Years	More than 3 Years	Less than 1 Year	1-2 Years	2-3 Years	More than 3 Years	Total
	-	-	-	15.20	19.56	4.36	7.20	8.00	19.56





## MARK STEELS LIMITED

Notes to financial statements as at and for the year ended March 31, 2023

Rs. In Lacs

4	Investments	As at 31st March, 2023	As at 31st March, 2022
A.	Non- Current		
(I)	Unquoted Mutual Funds		
	Aditya Birla Sun Life Flexi Cap Fund- DP Growth ( 31st March,2023 1459.587units 31st March 2022 1459.587units )	17.43	18.03
	DSP Focus Fund Direct Plan - Growth ( 31ST March 2023 65790.404 31st March ,2022 65790.404units )	22.61	23.27
	Kotak Emerging Equity Fund- Dir Plan Gr ( 31st March 2023 49986.465 31st March,2022 49986.465units )	41.92	39.80
	HDFC Flexi cap fund DP Growth ( 31st March 2023 3446.110 Units 31st March 2022 3446.110units )	41.62	37.28
	Total	123.58	118.38
	Aggregate amount of Unquoted Investments		
	Investments carried at fair value through profit or loss (FVTPL)	123.58	118.38
5	Others Financial Assets (Non-Current)	As at 31st March, 2023	As at 31st March, 2022
	(Carried at amortized cost)		
	Unsecured, Considered Good :		
	Fixed Deposits with Banks with original maturity of More than 12 months	37.93	11.12
		37.93	11.12
6	Inventories	As at 31st March, 2023	As at 31st March, 2022
	Valued at Lower of Cost or Net Realisable Value		
	Raw Material	2,127.89	1,279.65
	Raw Material in transit	26.01	23.20
	Finished Goods	413.07	230.07
	Stores & Spares	99.08	41.83
	Total	2,666.05	1,574.75
7	Current Investments carried at fair value through profit or loss (FVTPL)	As at 31st March, 2023	As at 31st March, 2022
	Unquoted Instruments		
	Investments in Mutual Fund		
	HDFC Mid Cap Opportunities Fund- DG ( 31st March 2023 21355.142 units 31st March 2022 21355.142units )	23.11	20.89
	HDFC Ultra Short Term Fund - DIR Plan GR ( 31st March 2023 28979076.032 units and 31st March 2022 - 32288185.87 units )	3,797.97	4,007.87
	Total	3,821.08	4,028.76
	Aggregate amount of Unquoted investments		
	Investments carried at costs		
	Investments carried at fair value through profit or loss (FVTPL)	3,821.08	4,028.76
8	Trade receivables	As at 31st March, 2023	As at 31st March, 2022
	(Carried at amortised cost)		
	Unsecured, Considered Good :		
	Trade Receivables	207.17	487.62
	( Refer Note 8.1 )		
	Total	207.17	487.62

## 8.1 Trade Receivable ageing schedule as on March31, 2023

Particulars	Outstanding for the following period from due date of transaction					Total
	Less than 6 Months	6 months to 1 year	1 year to 2 years	2 years to 3 years	More than 3 years	
Undisputed Trade receivable	202.83	-	-	3.39	0.95	207.17
considered good						

## Trade Receivable ageing schedule as on March31, 2022

Particulars	Outstanding for the following period from due date of transaction					Total
	Less than 6 Months	6 months to 1 year	1 year to 2 years	2 years to 3 years	More than 3 years	
Undisputed Trade receivable	419.71	3.19	13.78	50.00	0.94	487.62
considered good						



**MARK STEELS LIMITED**

Notes to financial statements as at and for the year ended March 31, 2023

Rs. In Lacs

**9 Cash and Cash Equivalents (As certified by the management)**

 Balances with Banks  
 In Current Accounts  
 In Cash Credit Accounts  
 Cheques in hand  
 Cash on Hand  
**Total**

As at 31st March, 2023	As at 31st March, 2022
1.52	1.02
17.38	296.31
518.25	518.25
15.02	10.63
<b>552.17</b>	<b>826.21</b>

**10 Other Bank Balances**

 Other bank balances - Fixed Deposits with Bank (Pledged)  
**Total**

As at 31st March, 2023	As at 31st March, 2022
44.77	67.45
<b>44.77</b>	<b>67.45</b>

**11 Others Financial Assets (Current)**  
*(Carried at amortized cost)*

 Security deposits  
 Interest accrued on fixed deposits  
 Interest accrued on others  
**Total**

As at 31st March, 2023	As at 31st March, 2022
5.49	5.49
3.66	4.19
1.29	1.29
<b>10.44</b>	<b>10.97</b>

**12 Current Tax Assets (Net)**

Advance Income Tax (Net of Provision)

As at 31st March, 2023	As at 31st March, 2022
7.54	-
<b>7.54</b>	<b>-</b>

**13 Other Current Assets**
*(Unsecured, considered good unless otherwise stated)*

 Advance to suppliers and others  
 Balances with government authorities :  
     Excise duty and GST  
     Sales tax incentive receivable from WBIDC  
 Prepaid Expenses  
 Others  
**Total**

As at 31st March, 2023	As at 31st March, 2022
851.85	1,336.50
14.35	15.64
330.87	330.87
7.61	10.16
1.45	1.45
<b>1,206.13</b>	<b>1,694.62</b>

**14 Share Capital**
**a) Authorised:**

4,500,000 Equity Shares of Rs.10/- each

As at 31st March, 2023	As at 31st March, 2022
450.00	450.00
<b>450.00</b>	<b>450.00</b>

**b) Issued, Subscribed and fully paid-up Shares:**

4,285,714 Equity Shares of Rs. 10/- each fully paid up

As at 31st March, 2023	As at 31st March, 2022
428.57	428.57
<b>428.57</b>	<b>428.57</b>

**c) Details of shareholders holding more than 5% shares along with number of shares held:**

Name of Shareholders	As at March 31, 2023		As at March 31, 2022	
	No. of shares	% holding	No. of shares	% holding
Manaksia Ferro Industries Limited	2,999,994	70%	2,999,994	70%
AGR Capital Markets Limited	1,285,713	30%	1,285,713	30%

**d) Promoter Shareholding**

Disclosure of Shareholding of Promoters as at 31st March, 2023:

Sl No	Promoter Name	No of Shares as on 1.04.2022	No of Shares as on 31.03.2023	% of Total Shares	% Change during the year
1	Manaksia Ferro Industries Limited	2,999,994	2,999,994	70.00	NIL
2	AGR Capital Markets Limited	1,285,713	1,285,713	30.00	NIL
<b>Total</b>		<b>4,285,707</b>	<b>4,285,707</b>	<b>100.00</b>	<b>NIL</b>





## Disclosure of Shareholding of Promoters as at 31st March, 2022:

Sl No	Promoter Name	No of Shares as on 1.04.2021	No of Shares as on 31.03.2022	% of Total Shares	% Change during the year
1	Manaksia Ferro Industries Limited	2,999,994	2,999,994	70.00	NIL
2	AGR Capital Markets Limited	1,285,713	1,285,713	30.00	NIL
Total		4,285,707	4,285,707	100.00	NIL

e) Reconciliation of the shares outstanding is set out below:

	2022-23 No. of shares	2021-22 No. of shares
Equity Shares		
At the beginning of the period	4,285,714	4,285,714
Outstanding at the end of the period	4,285,714	4,285,714

f) The Company is a Subsidiary Company of Manaksia Ferro Industries Limited. (ultimate holding company Manaksia Limited)

g) No Shares has been reserved for issue under options and contracts/commitments for the sale of shares/disinvestment

h) Terms/rights attached to each class of shares  
Equity Shares:

The Company has only one class of equity shares having a par value of Rs.10/-. Each holder of equity shares is entitled to one vote per share. The Company declares and pays dividends in Indian rupees. The dividend proposed by the Board of Directors is subject to the approval of the shareholders in the ensuing Annual General Meeting.

In the event of liquidation of the Company, the holders of equity shares will be entitled to receive any of the remaining assets of the company, after distribution of all preferential amounts. The distribution will be in proportion to the number of equity shares held by the shareholders.

## 15 Other equity

	As at 31st March, 2023	As at 31st March, 2022
A. Capital Reserve	250.00	250.00
B. Securities Premium Reserve	1,221.43	1,221.43
C. Retained Earnings	6,774.75	6,450.81
Total	8,246.18	7,922.24

Refer Statement of Changes in Equity for movement in balances of Reserves.

Capital Reserve represents the amount of capital investment subsidy. The project of the Company was approved as Mega Project under the West Bengal Incentive Scheme, 2000. The Company thus became eligible to the Mega Project status on reaching the threshold Investment level of Rs. 25 Crores stipulated in this regard. The package included 25% of the capital investments, subject to a cap of Rs.2.50 crores made as capital investment subsidy.

Securities Premium Reserve represents the amount received in excess of par value of securities. Section 52 of Companies Act, 2013 specify restriction and utilisation of security premium.

Retained Earnings generally represent the undistributed profits/amount of accumulated earnings of the Company.

## 16 Borrowings

(Carried at amortised cost)  
Secured

	As at 31st March, 2023	As at 31st March, 2022
Term Loans from Banks	1.74	6.92
Less: Current maturity of long term debts (refer note 19)	1.74	5.17
Total	-	1.75

(i) Repayment terms and nature of securities given for term loan as follows:

Name of the Bank / Instrument	Nature of Security	Repayment terms	31-Mar-23	31-Mar-22
Secured				
ICICI Bank Limited	Exclusive hypothecation charge over the machinery/ equipment acquired under installment of Rs.45,375 each facilities out of the said loan.	Repayable in 47 equal Monthly commencing from April, 2018. Interest @ 9.26%p.a. is serviced on monthly basis as and when due.	-	0.38
ICICI Bank Limited	Exclusive hypothecation charge over the machinery/ equipment acquired under installment of Rs.67,331 each facilities out of the said loan.	Repayable in 36 equal Monthly commencing from July, 2019. Interest @ 9.5%p.a. is serviced on monthly basis as and when due.	-	1.99



**MARK STEELS LIMITED**
**Notes to financial statements as at and for the year ended March 31, 2023**
**Rs. In Lacs**

Rs. In Lacs

ICICI Bank Limited	Exclusive hypothecation charge over the Repayable in 36 equal Monthly machinery/ equipment acquired under instalment of Rs.37,942 each facilities out of the said loan.	commencing from May, 2018. Interest @ 8.60%p.a. is serviced on monthly basis as and when due.		
HDFC BANK	Exclusive hypothecation charge over the Repayable in 36 equal monthly machinery/ equipment acquired under instalment of Rs. 25,577 facilities out of the said loan.	each commencing from Nov,2020. Interest @8.1 % p.a. is serviced on monthly basis as and when due.	1.74	4.55
Total			1.74	6.92

17 Provisions		As at 31st March, 2023	As at 31st March, 2022
Provision for Employee Benefit - Gratuity (Refer Note No. 33)		115.86	101.14
Total		115.86	101.14

18 Deferred Tax Liability (Net)		As at 31st March, 2023	As at 31st March, 2022
a) Deferred Tax Assets			
Expenses allowable against taxable income in future years		29.16	25.46
b) Deferred Tax Liabilities		29.16	25.46
Timing difference in depreciable assets		(176.83)	(184.17)
Timing difference on fair valuation of unquoted Investment		(25.54)	(10.20)
Net Deferred Tax Asset / (Liability)		(173.21)	(168.90)

19 Borrowings		As at 31st March, 2023	As at 31st March, 2022
(Carried at amortised cost)			
Secured			
Rupee denominated Cash Credit (Refer Note No. 19.1)		-	99.88
Current maturities of long-term borrowings (Refer note 16)		1.74	5.17
Total		1.74	105.05

19.1

Short term bank facilities is secured by first charge on current assets, both present and future, and a second charge on fixed assets, both present and future, of the Company.

20 Trade Payables		As at 31st March, 2023	As at 31st March, 2022
(Carried at amortised cost)			
MSMED [refer note (a) below]		-	-
Other trade payables		815.04	883.96
Total		815.04	883.96

		As at 31st March, 2023	As at 31st March, 2022
(a) Disclosure required under Clause 22 of Micro, Small and Medium Enterprise Development ('MSMED') Act, 2006		-	-
(i) the principal amount and the interest due thereon remaining unpaid to any supplier at the end of each Principal amount due to micro and small enterprise		-	-
Interest due on above		-	-
(ii) the amount of interest paid by the buyer in terms of section 16 of the Micro, Small and Medium		-	-
(iii) the amount of interest due and payable for the period of delay in making payment (which has been paid		-	-
(iv) the amount of interest accrued and remaining unpaid at the end of each accounting year; and		-	-
(v) the amount of further interest remaining due and payable even in the succeeding years, until such date		-	-
The above disclosures are provided by the Company based on the information available with the			

Trade Payable ageing schedule as on March31, 2023

Particulars	Outstanding for the following period from due date of transaction				Total
	Less than 1 year	1 year to 2 years	2 years to 3 years	More than 3 years	
Other Trade Payable	647.73	70.03	37.24	60.04	815.04





## Trade Payable ageing schedule as on March 31, 2022

Particulars	Outstanding for the following period from due date of transaction				Total
	Less than 1 year	1 year to 2 years	2 years to 3 years	More than 3 years	
Other Trade Payable	484.29	39.09	6.91	353.67	883.96

## 21 Other Financial liabilities

Employee Benefits Payables  
Other Payables  
Total

As at 31st March, 2023	As at 31st March, 2022
32.17	30.11
0.52	2.70
32.69	32.81

## 22 Other Current Liabilities

Advance from customers  
Statutory dues\*  
Total

As at 31st March, 2023	As at 31st March, 2022
66.88	18.12
114.57	294.74
181.45	312.86

\* Statutory dues includes liabilities toward Gst, Provident Fund, Tax Deducted at Source etc.

## 23 Current Tax Liabilities

Provision for taxation (Net of advance tax)  
Total

As at 31st March, 2023	As at 31st March, 2022
-	215.64
-	215.64

## 24 Revenue from Operations

Sale of products

Total

For the year ended March 31, 2023	For the year ended March 31, 2022
19,707.51	19,343.72
19,707.51	19,343.72

Metal Products  
Total

For the year ended March 31, 2023	For the year ended March 31, 2022
19,707.51	19,343.72
19,707.51	19,343.72

## 25 Other Income

Income from Current Investment carried at FVTPL:  
Net Gain/(Loss) on Fair Valuation of Mutual Fund Units  
Net Gain/(Loss) on Sale/Redemption of Mutual Fund Units  
Interest on Fixed deposits  
Profit on Sale of Property, plant and equipment (net)  
Sundry Balance written off (Net)  
Total

For the year ended March 31, 2023	For the year ended March 31, 2022
60.95	(9.33)
141.58	162.93
5.02	4.89
-	0.18
64.87	-
272.42	158.67

## 26 Cost of material consumed

Inventory at the beginning of the year  
Add: Purchases during the year (Includes purchase of trading goods)  
Less: Inventory at the end of the year  
Cost of Raw Material Consumed

For the year ended March 31, 2023	For the year ended March 31, 2022
1,279.65	1,818.52
18,701.95	15,436.54
2,153.90	1,279.65
17,827.70	15,975.41

## 27 Changes in inventories of finished goods

Closing Stock of Finished Goods  
Less: Opening Stock of Finished Goods  
Increase / (Decrease)

For the year ended March 31, 2023	For the year ended March 31, 2022
413.07	230.07
230.07	307.11
183.00	(77.04)

## 28 Employee benefits expense

Salaries, Wages and Bonus  
Contribution to Provident and other funds  
Gratuity  
Staff Welfare Expenses  
Total

For the year ended March 31, 2023	For the year ended March 31, 2022
485.42	481.41
20.76	20.45
16.14	14.38
4.78	5.48
527.10	521.72

## 29 Finance costs

Interest Expenses  
- to other entities  
- to bank

Total

For the year ended March 31, 2023	For the year ended March 31, 2022
-	2.16
4.61	8.25
4.61	10.41



## MARK STEELS LIMITED

Notes to financial statements as at and for the year ended March 31, 2023

Rs. In Lacs

30 Other expenses		For the year ended	For the year ended
		March 31, 2023	March 31, 2022
	Stores & Consumables	199.26	284.52
	Power & Fuel	397.83	446.88
	Repairs		
	- Repairs to buildings	21.94	5.37
	- Repairs to machinery	27.78	20.26
	- Repairs to others	0.83	1.30
	Other Manufacturing Expenses	140.40	197.74
	Rates & Taxes	5.84	3.12
	Telephone & Telex	4.67	3.77
	Postage & Courier	1.52	1.51
	Travelling & Conveyance	4.84	6.46
	Rent	4.51	4.49
	Insurance	9.51	6.90
	Bank Charges	6.72	6.69
	Auditors' Remuneration		
	- For Statutory Audit	2.00	2.00
	- For Tax Audit	0.35	0.35
	- For Other Services	0.35	0.50
	Miscellaneous Expenses	65.89	57.71
	Security Service Charges	28.87	30.42
	Freight, Forwarding & Handling Expenses	255.33	233.81
	Donation	36.91	31.82
	Printing & Stationery	1.32	1.20
	Professional & Consultancy charges	17.17	4.03
	Sundry Balance written off(Net)	-	7.14
	<b>Total</b>	<b>1,233.84</b>	<b>1,357.99</b>
31 Other Comprehensive Income		For the year ended	For the year ended
(A) Items that will not be reclassified to profit or loss		March 31, 2023	March 31, 2022
	Remeasurements of the defined benefit plans	(0.45)	1.89
	<b>Total</b>	<b>(0.45)</b>	<b>1.89</b>





**MARK STEELS LIMITED****Notes to financial statements as at and for the year ended March 31, 2023****32 Effective Tax Reconciliation**

The reconciliation of Estimated Income Tax to Income Tax Expense is as below :

Particulars	Rs. In Lacs	
	March,31 2023	March,31 2022
<b>A. Amount recognized in profit or loss</b>		
Current Tax		
Current period	123.50	390.00
Changes in respect of current income tax of previous years	11.35	29.23
(a)	134.85	419.23
Deferred Tax		
Attributable to -		
Origination and reversal of temporary differences	(4.45)	12.17
(b)	(4.45)	12.17
<b>Tax expenses reported in the Standalone Statement of Profit and Loss (a-b)</b>	<b>139.30</b>	<b>407.06</b>
<b>B. Income tax recognized in Other Comprehensive Income</b>		
Deferred tax relating to items recognized in other comprehensive income during the	0.15	(0.63)
<b>Income tax expense charged to Other Comprehensive Income</b>	<b>0.15</b>	<b>(0.63)</b>

**C. Reconciliation of tax expense and the accounting profit for March 31, 2023 and March 31, 2022:**

Particulars	March,31 2023	March,31 2022
Accounting profit before income tax	463.69	1,457.56
Statutory Income Tax rate	25.168%	25.168%
Tax at the applicable India tax rate	116.70	366.84
<b>Tax impact on amounts that are adjusted in determining taxable profit:</b>		
Difference between depreciation as per IT Act and depreciation as per books	7.06	7.00
Income Exempt from Tax / Items not deductible	3.35	16.16
Other adjustments	12.19	17.06
	<b>139.30</b>	<b>407.06</b>

**D. Recognized deferred tax assets and liabilities:**

	Balance as on April 1, 2022	(Charged) / credited to profit or loss	(Charged) / credited to OCI	Balance as on March 31, 2023
Property, plant and equipment	(184.17)	7.34	-	(176.83)
Unquoted Investment	(10.196)	(15.34)	-	(25.54)
Provision for Gratuity	25.46	3.55	0.15	29.16
<b>Total</b>	<b>(168.91)</b>	<b>(4.45)</b>	<b>0.15</b>	<b>(173.21)</b>
	Balance as on April 1, 2021	(Charged) / credited to profit or loss	(Charged) / credited to OCI	Balance as on March 31, 2022
Property, plant and equipment	(190.87)	6.70	-	(184.17)
Unquoted Investment	(12.54)	2.34	-	(10.20)
Provision for Gratuity	22.96	3.13	(0.63)	25.46
<b>Total</b>	<b>(180.45)</b>	<b>12.17</b>	<b>(0.63)</b>	<b>(168.91)</b>

**E. Deferred tax reflected in the Balance Sheet as follows:**

Particulars	March,31 2023	March,31 2022
Deferred tax assets	3.62	15.26
Deferred tax liabilities	(176.83)	(184.17)
<b>Deferred tax assets / (liabilities) (net)</b>	<b>(173.21)</b>	<b>(168.91)</b>



**33 Employee benefit obligations / expenses****(I) Post Employment Defined Contribution Plan**

The Company contributes to the Provident Fund (PF) maintained by the Regional Provident Fund Commissioner. Under the PF scheme contributions are made by both the Company and its eligible employees to the Fund, based on the current salaries. An amount of Rs. 20.75 lacs (31 March 2022 : Rs 20.45 lacs) has been charged to the Statement of Profit and Loss towards Company's contribution to the aforesaid PF scheme. Apart from making monthly contribution to the scheme, the Company has no other obligation.

**(II) Post Employment Defined Benefit Plan-Gratuity (Unfunded)**

Gratuity is paid to employees under the Payment of Gratuity Act, 1972 through unfunded scheme. The present value of obligation is determined based on actuarial valuation using projected unit credit method, which recognises each period of service as giving rise to additional unit of employee benefit entitlement and measure each unit separately to build up the final obligation.

The following Table sets forth the particulars in respect of the aforesaid Gratuity fund of the Company.

	For the year ended March 31, 2023	For the year ended March 31, 2022
Balance sheet amount:		
Present value of defined benefit obligation at beginning of period	101.14	91.22
Current Service cost	8.95	8.27
Interest cost/Income	7.18	6.11
Total amount recognised in profit or loss	117.27	105.60
Remeasurements (gains)/losses		
- Change in Demographic assumptions	-	-
- Change in Financial assumptions	(0.43)	(3.28)
- Experience Variance (i.e Actual Experience vs assumptions)	1.03	0.76
Total amount recognised in Other Comprehensive Income	0.60	(2.52)
Benefits paid	(2.02)	(1.94)
Present value of defined benefit obligation at end of period	115.85	101.14

**Principal Actuarial Assumption Used:**

	As at March 31, 2023	As at March 31, 2022
Discount Rates	7.15%	7.10%
Expected Salary increase rates	5.00%	5.00%
Attrition rate	2.00%	2.00%
Mortality	IALM(12-14) Ultimate	IALM(12-14) Ultimate

**Maturity Profile of Defined Benefit Obligation**

Weighted average duration (based on discounted cash flow) is 11 Years

The expected maturity analysis of undiscounted gratuity benefit is as follows:

	1 Year	2 to 5 Year	6 to 10 Year	> 10 Year	Total
As at 31 March 2023					
Defined benefit obligation	23.52	31.68	47.19	121.14	223.53
As at 31 March 2022					
Defined benefit obligation	15.48	27.10	45.92	113.12	201.62

**Sensitivity Analysis**

The following table present a sensitivity analysis to one of the relevant actuarial assumption, holding other assumptions constant, showing how the defined benefit obligation would have been affected by changes in the relevant actuarial assumptions that were reasonably possible at the reporting date.

	As at March 31, 2023		As at March 31, 2022	
	Decrease	Increase	Decrease	Increase
Discount Rate (-/+1%)	125.06	107.81	109.70	93.68
Salary Growth Rate (-/+1%)	107.38	125.41	93.28	110.02
Attrition Rate (-/+50%)	114.44	117.14	99.82	102.34
Mortality Rate (-/+10%)	115.62	116.10	100.92	101.36
	462.50	466.46	403.72	407.40

The above sensitivity analyses are based on a change in an assumption while holding all other assumptions constant. In practice, this is unlikely to occur, and changes in some of the assumptions may be correlated. When calculating the sensitivity of the defined benefit obligation to significant actuarial assumptions the same method (present value of the defined benefit obligation calculated with the projected unit credit method at the end of the reporting period) has been applied as when calculating the defined benefit liability recognised in the balance sheet. The methods and types of assumptions used in preparing the sensitivity analysis did not change compared to the prior period.

**Risk Exposure:**

Valuations are performed on certain basic set of pre-determined assumptions and other regulatory framework which may vary overtime. Thus, the Company is exposed to various risks in providing the above gratuity benefit, the most significant of which are as follows:

**Interest Rate risk:**

The plan exposes the Company to the risk of fall in interest rates. A fall in interest rates will result in an increase in the ultimate cost of providing the above benefit and will thus result in an increase in the value of the liability (as shown in financial statements).

**Liquidity Risk:**

This is the risk that the company is not able to meet the short term gratuity pay-outs. This may arise due to non availability of enough cash/cash equivalents to meet the liabilities.

**Salary Escalation Risk:**

The present value of the defined benefit plan is calculated with the assumption of salary increase rate of plan participants in future. Deviation in the rate of increase of salary in future for plan participants from the rate of increase in salary used to determine the present value of obligation will have a bearing on the plan's liability.

**Demographic Risk:**

The Company has used certain mortality and attrition assumptions in valuation of the liability. The Company is exposed to the risk of actual experience turning out to be worse compared to the assumption.

**Regulatory Risk:**

Gratuity benefit is paid in accordance with the requirements of the Payment of Gratuity Act, 1972 (as amended from time to time). There is a risk of change in regulations requiring higher gratuity pay-outs (e.g. increase in the maximum limit on gratuity of Rs. 20,00,000). An upward revision of maximum gratuity limit will result in gratuity plan obligation.





**34 Corporate Social Responsibility**

The details relating to Corporate Social Responsibility (CSR) expenditure are as follows:

As per Section 135 of the Companies Act, 2013, a CSR committee had been formed by the Company. The funds are utilized on the activities which are specified in Schedule VII of the Act. The utilization is done by way of contribution towards various activities.

Amount spent during the year on:

	For the year ended March 31, 2023	For the year ended March 31, 2022
(a) Gross amount required to be spent by the Company during the year	27.25	17.20
(b) Amount Spent during the year		
Education and Skill development	26.62	22.44
Health Care	-	5.00
Others	5.00	-
(c) Amount unspent during the year	-	-
(d) Total of previous year shortfall	-	-
<b>Total</b>	<b>31.62</b>	<b>27.44</b>

**35 Earnings / (loss) per equity share**

	For the year ended March 31, 2023	For the year ended March 31, 2022
(I) Basic		
a. Profit after tax	324.39	1,050.50
b. (i) Weighted average number of Equity Shares	4,285,714.00	4,285,714.00
(ii) Face Value of each Equity Share (Rs.)	10.00	10.00
c. Earning per Share - Basic & Diluted [a / (b(i))] (Rs.)	7.57	24.51

**36 Contingent liabilities and Commitments**

	As at 31st March, 2023	As at 31st March, 2022
	Rs. In lacs	Rs. In lacs
<b>A. Contingent liabilities</b>		
(a) Other money for which the Company is contingently liable		
(i) Entry tax demand under appeal / contest	337.70	337.70
(ii) Income tax under rectification	46.52	46.52
(iii) ESI Demand under appeal	3.02	3.02
(b) Guarantees		
(i) Counter guarantee given in favour of Company's Bankers for Bank Guarantee issued	233.83	347.30

**37 Segment information**

The board of directors of the Company has been identified as Chief Operating Decision Maker (CODM) as defined by Ind AS 108, Operating Segments. The CODM evaluates the Company's performance and allocates resources based on an analysis of various performance indicators.

The Company has only one business segment, viz manufacture and sale of steel, hence segment information have not been presented separately.

**37.1** Total revenue from customers includes sales to two parties of Rs 7419.30lacs ( Previous Year : 4665.49) which represents more than 10% of the total revenue from single customers of the company.



**MARK STEELS LIMITED**

Notes to financial statements as at and for the year ended March 31, 2023

**38 Financial Instruments disclosure**
**Rs. In Lacs**
**(A) CATEGORIES OF FINANCIAL INSTRUMENTS**

Particulars	Ref Note No.	As at 31st March, 2023	As at 31st March, 2022
<b>Financial Assets</b>			
<b>Measured at Amortised Cost</b>			
Other financial assets (Non Current)	5	37.93	11.12
Other financial assets (Current)	11	10.44	10.97
Trade receivables	8	207.17	487.62
Cash and Cash Equivalents	9	552.17	826.21
Other Bank Balances	10	44.77	67.45
<b>Total financial assets measured at amortised cost</b>		<b>852.48</b>	<b>1,403.37</b>
<b>Measured at Fair Value through Profit or Loss</b>			
Current Investments	7	3,821.08	4,028.76
Non Current Investments	4	123.58	118.38
<b>Total Financial Assets measured at Fair Value through Profit or Loss</b>		<b>3,944.66</b>	<b>4,147.14</b>
<b>Financial Liabilities</b>			
<b>Measured at Amortised Cost</b>			
Non Current borrowings	16	-	1.75
Current borrowings	19	1.74	105.05
Trade Payables	20	815.04	883.96
Other financial liabilities	21	32.69	32.81
<b>Total financial liabilities measured at amortised cost</b>		<b>849.47</b>	<b>1,023.57</b>

**(B) Fair Values**

Class wise fair value of the Company's financial instruments:

Particulars	As at 31st March, 2023	As at 31st March, 2022
Investments (unquoted) in mutual funds	3,944.66	4,147.14

**(C) Fair value hierarchy**

The following table provides the fair value measurement hierarchy of the Company's financial assets and liabilities. The different levels have been defined below:

- Level 1: quoted prices(unadjusted) in active markets/NAV for identical assets or liabilities
- Level 2: inputs other than quoted prices included within Level 1 that are observable for the asset or liability, either directly (i.e., as prices) or indirectly (i.e., derived from prices)
- Level 3: inputs for the asset or liability that are not based on observable market data (unobservable inputs)

**Fair value measurement using**

Particulars	Date of valuation	Quoted prices/NAV (Level 1)	Significant observable inputs (Level 2)	Significant observable inputs (Level 3)
-------------	-------------------	-----------------------------	---	---

**Quantitative disclosures of fair value measurement hierarchy for assets as at 31st March 2023:**
**A. Financial assets:**
**Assets measured at fair value:**

Investments (unquoted) in mutual funds	31st March 2023	3,944.66	-	-
--	-----------------	----------	---	---

**Quantitative disclosures of fair value measurement hierarchy for assets as at 31st March 2022:**
**A. Financial assets:**
**Assets measured at fair value:**

Investments (unquoted) in mutual funds	31st March 2022	4,147.14	-	-
--	-----------------	----------	---	---





**Fair Value Technique**

The fair values of the financial assets and liabilities are included at the amount that would be received to sell an asset or paid to transfer a liability in an orderly transaction between participants at the measurement date. The following methods and assumptions were used to estimate the fair values:

- (a) The fair value of cash and cash equivalents, trade receivables, trade payables, current financial liabilities and borrowings approximate their carrying amount largely due to the short-term nature of these instruments. The board considers that the carrying amounts of financial assets and financial liabilities recognised at cost/amortised costs in the financial statements approximates their fair values.
- (b) Investments in liquid and short-term mutual funds are measured using NAV at the reporting date multiplied by the quantity held.
- (c) During the year ended 31st March 2023 and 31st March 2022, there were no transfer between different levels of fair value measurement.

39 Disclosures pursuant to Securities and Exchange Board of India (Listing Obligations and Disclosure Requirements) Regulations, 2015 and Section 186 of the Companies Act, 2013.

Particulars	As at March 31, 2023	As at March 31, 2022
<b>a) Loans and advances in the nature of loan to others</b>		
i) Interest Receivable on Loan to Vedic Realty Private Limited	1.29	1.29
Maximum amount outstanding at any time during the year	1.29	1.29

**40 Financial Risk Management objectives and policies**

The Company's principal financial liabilities comprise borrowings in domestic currency, capital creditors and trade and other payables. The main purpose of these financial liabilities is to finance the Company's operations. The Company's principal financial assets include loans, trade and other receivables, cash and cash equivalents, investments at cost/fair value and deposits, that derive directly from its operations.

The Company is exposed to market risk, credit risk and liquidity risk. The Company's senior management oversees the management of these risks. The Board of Directors reviews and agrees policies for managing each of these risks, which are summarised below.

**A Market risk**

Market risk means that the fair value of future cash flows of a financial instrument will fluctuate because of changes in market prices. The goal of market risk management is optimization of profit and controlling the exposure to market risk within acceptable limits. Market risk comprises two types of risk: 'Foreign currency risk', 'Interest rate risk', and 'Price risk on traded goods'.

**(a) Interest rate risk**

Interest rate risk is measured by using the cash flow sensitivity for changes in variable interest rates. The Company have interest bearing liabilities having MCLR based floating rate of interest. The Company's Interest rate exposure is mainly related to its debt obligation.

Based on the composition of debt as at March 31, 2023 and March 31, 2022 a 100 basis points increase in interest rates would increase the Company's finance cost and there by consequently reduce net profit and equity before considering tax impacts by approximately Rs 1.74 thousand for the year ended March 31, 2023 (2021-22 : Rs 1.07 Lacs)

This calculation assumes that the change occurs at the Balance Sheet date and has been calculated based on Risk exposures outstanding as at that date. The period end Balances are not necessarily representative of the average debt outstanding during the period.

**(b) Security price risk**

Security price risk is related to change in market reference price of investment in equity securities held by the Company. The fair value of unquoted investment held by the Company exposes the Company to equity price risk. In general, these investment are held for deploying surplus funds.

The fair value of investment in equity and mutual fund classified as Fair Value through Profit & Loss as at March 31, 2023 and March 31, 2022 was Rs 3944.66 Lacs and Rs 4147.14 Lacs respectively.

A 10% change in prices of such securities held as at March 31, 2023 and March 31, 2022, would result in an impact of Rs 394.47 Lacs and Rs 414.71 Lacs respectively on Profit before Tax.

**B Credit risks**

Credit risk is the risk of financial loss to the Company if a customer or counterparty to a financial instrument fails to meet its contractual obligations, and arises principally from the Company's receivables from customers and others. In addition, credit risk arises from financial guarantees.

The Company implements a credit risk management policy under which the Company only transacts business with counterparties that have a certain level of credit worthiness based on internal assessment of the parties, financial condition, historical experience, and other factors. The Company's exposure to credit risk is influenced mainly by the individual characteristics of each customer. The Company has established a credit policy under which each new customer is analyzed individually for creditworthiness.



**MARK STEELS LIMITED**

Notes to financial statements as at and for the year ended March 31, 2023

**C Liquidity Risk**

The Company's objective is to at all times maintain optimum level of liquidity to meet its cash and collateral requirement at all times. The need of the funds of the company are being met by internal accrual and borrowings. The short and medium term requirements are met through the committed lines of credit.

The table provides undiscounted cash flow towards non-derivative financial liability and net settled derivative financial liabilities into relevant maturities based on the remaining period at balance sheet date to contractual maturity date.

Particulars	Less than 1 year	Payable in more than 1 year	Total
<b>As at 31st March 2023</b>			
Current borrowings	1.74	-	1.74
Trade Payables	815.04	-	815.04
Other financial liabilities	32.69	-	32.69
	<b>849.47</b>	<b>-</b>	<b>849.47</b>
<b>As at 31st March 2022</b>			
Non Current borrowings	-	1.75	1.75
Current borrowings	105.05	-	105.05
Trade Payables	883.96	-	883.96
Other financial liabilities	32.81	-	32.81
	<b>1,021.82</b>	<b>1.75</b>	<b>1,023.57</b>

**41 CAPITAL MANAGEMENT****A. Risk management**

The fundamental goal of capital management are to: - safeguard their ability to continue as a going concern, so that they can continue to provide returns for shareholders and benefits for other stakeholders, and - maintain an optimal capital structure to reduce the cost of capital.

The Board of Directors has the primary responsibility to maintain a strong capital base and reduce the cost of capital through prudent management of deployed funds and leveraging opportunities in domestic and international financial markets so as to maintain investor, creditor and market confidence and to sustain future development of the business.


For the purpose of company's capital management, capital includes issued capital and all other equity reserves. The company manages its capital structure in light of changes in the economic and regulatory environment and the requirements of the financial covenants.

The Company manages its capital on the basis of net debt to equity ratio which is net debt divided by total equity. Net debt are long-term and short-term debts as reduced by cash and cash equivalents. The Company is not subject to any externally imposed capital requirements.

The following table summarises the capital of the Company:

Particulars	As at 31st March, 2023	As at 31st March, 2022
Total borrowings	1.74	106.80
Less: Cash and cash equivalents	(552.17)	(826.21)
Less: Current Investments	(3,821.08)	(4,028.76)
Less: Non Current Investments	(123.58)	(118.38)
Less: Other Bank Balances	(44.77)	(67.45)
<b>Net Debt</b>	<b>(4,539.86)</b>	<b>(4,934.00)</b>
<b>Equity</b>	<b>8,674.75</b>	<b>8,350.81</b>
<b>Total Capital (Equity + Net Debt)</b>	<b>4,134.89</b>	<b>3,416.81</b>
<b>(Net) Debt to Equity ratio*</b>	<b>(0.52)</b>	<b>(0.59)</b>

\*The Company is Debt free and accordingly (Net) Debt Equity ratio is negative.





**MARK STEELS LIMITED**

Notes to financial statements as at and for the year ended March 31, 2023

**Rs. In Lacs****42 Related Party Disclosure pursuant to Ind AS 24****(a) Related Parties****Name of the Related Parties****(i) Where Control Exist**

Holding Company

Manaksia Ferro Industries Ltd.

Ultimate Holding Company

Manaksia Ltd.

**(i) Others**

Enterprise having significant influence

AGR Capital Markets Ltd.

Fellow Subsidiary

Manaksia Overseas Ltd.

MINL Ltd.

Dynatech Industries Ghana Ltd.

Jebba Paper Mills Ltd.

Key Managerial Personnel

Umesh Kumar Jhunjunwala

Ashish Jhunjunwala

Other directors

Vineet Agarwal

Nidhi Baheti

Kali Kumar Choudhury

Relatives of Key Managerial Personnel

Rohit Jhunjunwala

Nilesh Jhunjunwala

Sajjan Jhunjunwala

Entities over which KMP of ultimate holding co.  
and their relatives have significant influence

Manaksia Steels Ltd.

Vajra Machineries Pvt.Ltd.

Entities where Key management personnel and  
their relative have significant influence with whom  
transaction have taken place

Industrify Technologies Pvt.Ltd.

**(b) Details of Transactions with Related Parties****Nature of Transactions****Name of related parties****31 March 2023****31 March 2022**

Purchase of Consumable Stores

Industrify Technologies Pvt.Ltd.

8.34

40.89

Sitting Fees

Vineet Agarwal

0.45

0.06

Nidhi Baheti

0.90

0.08

Kali Kumar Choudhury

0.90

0.12

Remuneration

Umesh Kumar Jhunjunwala

60.00

60.00

Ashish Jhunjunwala

42.00

42.00

Rohit Jhunjunwala

30.00

30.00

Nilesh Jhunjunwala

27.60

27.60

Sajjan Jhunjunwala

15.00

15.00

**(c) Details of balances with Related Parties****Name of related parties****As at 31st  
March, 2023****As at 31st  
March, 2022**

Trade Payable

Industrify Technologies Pvt.Ltd.

NIL

4.20



The Company is filing monthly statement of Inventories, Trade Receivables and Trade Payables to IDBI and IndusInd Bank for working capital loan. The below is summary of Quarterly Reconciliation of statement filed to the banks and books of accounts.

Quarter	Particulars of Security Provided	Amount as per Books of Account	Amount as reported in the statement	Amount of Difference *
March'23	Inventory - Raw Materials	2,153.90	2,153.90	-
	Inventory - Finished Goods	413.07	450.50	(37.43)
	Trade Receivables	207.17	230.72	(23.55)
	Trade Payables #	815.04	315.13	499.91
December'22	Inventory - Raw Materials	1,957.62	1,942.31	15.31
	Inventory - Finished Goods	257.77	257.77	-
	Trade Receivables	314.95	352.81	(37.86)
	Trade Payables #	978.32	861.13	117.19
September'22	Inventory - Raw Materials	1,165.76	1,165.76	-
	Inventory - Finished Goods	185.92	185.92	-
	Trade Receivables	299.84	299.84	-
	Trade Payables #	862.43	375.12	487.31
June'22	Inventory - Raw Materials	1,514.94	1,510.95	3.99
	Inventory - Finished Goods	189.11	180.05	9.06
	Trade Receivables	173.95	173.95	-
	Trade Payables #	907.07	997.90	(90.83)





Quarter	Particulars of Security Provided	Amount as per Books of Account	Amount as reported in the statement	Amount of Difference *
March '22	Inventory - Raw Materials	1,302.85	1,302.98	(0.13)
	Inventory - Finished Goods	230.07	230.07	-
	Trade Receivables	487.62	488.21	(0.59)
	Trade Payables #	883.96	680.35	203.61
December '21	Inventory - Raw Materials	901.71	901.69	0.02
	Inventory - Finished Goods	224.26	222.80	1.46
	Trade Receivables	304.23	304.23	-
	Trade Payables #	980.66	142.78	837.88
September '21	Inventory - Raw Materials	1,161.56	1,154.76	6.80
	Inventory - Finished Goods	618.49	608.94	9.55
	Trade Receivables	311.48	364.24	(52.76)
	Trade Payables #	852.01	135.42	716.59
June '21	Inventory - Raw Materials	2,642.69	2,638.18	4.51
	Inventory - Finished Goods	586.85	709.02	(122.17)
	Trade Receivables	306.95	306.95	-
	Trade Payables #	1,057.56	607.88	449.68

\* These statements were prepared and filed before the completion of financial statement closure activities including Ind AS adjustments/reclassification and regrouping as applicable, which led to these differences between final books of account and provisional statements submitted at the end of the quarter to banks.

# Advance to suppliers and advance from customer has been net off while filing statement to banks.



**MARK STEELS LIMITED**

Notes to financial statements as at and for the year ended March 31, 2023

**44 Additional Regulatory Information  
Ratios**

S.No	Ratios	Numerator	Denominator	31st March 2023	31st March 2022	% Change from 31st March 2022 to 31st March 2023	Reason for Variance
1)	Current Ratio	Current Assets	Current Liabilities	8.260	5.606	47.34%	On account of reduction in Trade Payable.
2)	Debt-Equity Ratio	Debt (Borrowing)	Total Equity	0.000	0.013	-100.00%	On account of reduction in borrowing.
3)	Debt Service Coverage Ratio	Earnings before interest, depreciation and taxes (Profit Before Tax + Finance cost + Depreciation)	Debt (Borrowing)	330.052	14.703	2144.79%	On account of reduction in borrowing.
4)	Return on Equity Ratio	Net Profit after Tax for the year	Average Equity	3.81%	13.43%	-71.63%	On account of reduced profit.
5)	Inventory Turnover Ratio	Cost of Goods Sold	Average Inventory	57.321	63.325	-9.48%	
6)	Trade Receivables Turnover Ratio	Revenue from Operations	Average Trade Receivables	56.729	45.613	24.37%	
7)	Trade Payables Turnover Ratio	Purchases	Average Trade Payables	22.015	16.538	33.12%	On account of increase in purchase value and reduction in trade payable.
8)	Net Capital Turnover Ratio	Revenue from Operations	Working Capital	2.633	2.709	-2.81%	
9)	Net Profit Ratio	Net Profit after Tax for the year	Revenue from Operations	1.65%	5.43%	-69.61%	On account of reduced profit.
10)	Return on Capital Employed	Earnings before interest, depreciation and taxes (Profit Before Tax + Finance cost + Depreciation)	Equity + Debt (Borrowings)	6.62%	18.57%	-64.35%	On account of reduced profit.
11)	Return on Investment	Interest Income on fixed deposits, + Profit on sale of investments + Profit on fair valuation of investments carried at FVTPL	Current investments + Non current Investments + Other bank balances	5.20%	3.76%	38.30%	On account of Increase in profit on Investment





**MARK STEELS LIMITED**

Notes to financial statements as at and for the year ended March 31, 2023

**Elements of Ratios**

S.No	Ratios	Numerator	Denominator	31st March 2023		31st March 2022	
				Numerator	Denominator	Numerator	Denominator
1)	Current Ratio	Current Assets	Current Liabilities	8515.35	1030.92	8,690.37	1,550.32
2)	Debt-Equity Ratio	Debt (Borrowing)	Total Equity	1.74	8674.75	106.80	8,350.81
3)	Debt Service Coverage Ratio	Earnings before interest, depreciation and taxes (Profit Before Tax + Finance cost + Depreciation)	Debt (Borrowing)	574.29	1.74	1,570.23	106.80
4)	Return on Equity Ratio	Net Profit after Tax for the year	Average Equity	324.39	8512.78	1,050.50	7,824.91
5)	Inventory Turnover Ratio	Cost of Goods Sold	Average Inventory	18,432.74	321.57	17,008.52	268.59
6)	Trade Receivables Turnover Ratio	Revenue from Operations	Average Trade Receivables	19707.51	347.395	19,343.72	424.08
7)	Trade Payable Turnover Ratio	Purchases	Average Trade Payables	18701.95	849.5	15,436.54	933.40
8)	Net Capital Turnover Ratio	Revenue from Operations	Working Capital	19707.51	7484.43	19,343.72	7,140.05
9)	Net Profit Ratio	Net Profit after Tax for the year	Revenue from Operations	324.39	19707.51	1,050.50	19,343.72
10)	Return on Capital Employed	Earnings before interest, depreciation and taxes (Profit Before Tax + Finance cost + Depreciation)	Equity + Debt (Borrowings)	574.29	8676.49	1,570.23	8,457.61
11)	Return on Investment	Interest Income on fixed deposits+ Profit on sale of investments + Profit on fair valuation of investments carried at FVTPL	Current investments + Non current Investments + Other bank balances	207.55	3989.43	158.49	4,214.59

**45 Other Statutory Information**

- (i) The Company do not have any Benami Property, where any proceedings has been initiated or pending against the Company for holding any Benami property.
- (ii) The Company do not have any charges or satisfaction which is yet to be registered with ROC beyond the statutory period.
- (iii) The Company have not traded or invested in Crypto currency or Virtual Currency during the financial year.
- (iv) The Company have not advanced or loaned or invested funds to any other person(s) or entity(ies):
  - (a) Directly or indirectly lend or invest in other persons or entities identified in any manner whatsoever by or on behalf of the Company(Ultimate Beneficiaries) or
  - (b) Provide any guarantee, security or the like to or on behalf of the Ultimate Beneficiaries.
- (v) The Company have not received any fund from any person(s) or entity(ies), including foreign entities (Funding Party) with the understanding (whether recorded in writing or otherwise) that the Company shall:
  - (a) Directly or indirectly lend or invest in other persons or entities identified in any manner whatsoever by or on behalf of the Funding Party(Ultimate Beneficiaries) or
  - (b) Provide any guarantee, security or the like to or on behalf of the Ultimate Beneficiaries.
- (vi) The Company does not have any transaction which is not recorded in the books of accounts that has been surrendered or disclosed as income during the year in the tax assessments under the Income Tax Act, 1961.
- (vii) The Company does not have any transactions with companies struck off under section 248 of the Companies Act, 2013 or section 560 of the Companies Act, 1956.
- (viii) The Company has complied with the number of layers prescribed under clause(87) of section 2 of the Act read with the Companies(Restriction on Number of Layers) Rules, 2017.
- (ix) There are no events or transactions after the reporting period which is required to be disclosed under Ind AS 10.
- (x) The Company is not a Core Investment Company as defined in the regulations made by Reserve Bank of India. The Company has no Core Investment Company as part of the Group.

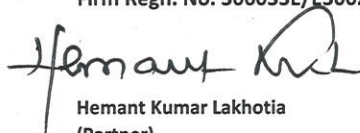


**MARK STEELS LIMITED**

Notes to financial statements as at and for the year ended March 31, 2023

- 46 These financial statements have been approved by the Board of Directors of the Company on 25th May, 2023 for issue to the shareholders for their adoption.
- 47 The previous year figures are reclassified where considered necessary to confirm to this year's classification.

As per our Report attached of even date  
For S K AGRAWAL AND CO  
CHARTERED ACCOUNTANTS LLP  
Chartered Accountants  
Firm Regn. No. 306033E/E300272



Hemant Kumar Lakhota  
(Partner)  
Membership No. 068851  
Kolkata, 25th day of May, 2023

For and on Behalf of the Board of Directors



Umesh Kumar Jhunjhunwala  
Director  
DIN:00448079

Vineet Agarwal  
Director  
DIN:00441223

